Vaccine Uptake in Children in Wales April to June 2012

COVER 103: Wales August 2012

Key points

- Uptake of all scheduled immunisations in children less than one year of age exceeded the 95% uptake target this quarter. Eighteen Local Authority (LA) areas exceeded the 95% uptake target for the 5 in 1, with 14 achieving 95% uptake for all routine immunisations in one year olds.
- Uptake of the first dose of MMR vaccine in two year old children increased this quarter and ranged by LA from 90% to 98%. Five LA areas and two Health Board achieved the target of 95% uptake.
- Uptake of the second MMR dose by five years of age increased to 89% this quarter, ranging by LA from 84% to 95%. Two LA areas achieved the target of 95% uptake.
- Uptake of 4 in 1 pre-school booster in five year old children was 91%, ranging by LA from 86% to 97%. One LA areas achieved the target of 95% uptake.
- Uptake of first dose of Human Papilloma Virus (HPV) vaccine in girls in the 2011-12 School Year 8 was 88% and uptake of the second dose was 86%.
- Coverage of one dose of MMR vaccine in 16 year olds this quarter was 92% and coverage of a completed two dose course was over 83%.

These results are for children living in Wales in June 2012 and reaching their first, second, fifth, 15th and 16th birthdays during the quarter 01/04/2012 to 30/06/2012. Uptake of HPV vaccination in girls in the 2011-12 School Year 8 (reaching their 13th birthday between 01/09/2011 and 31/08/2012) is presented, along with coverage in the previous year's School Year 8 group. HPV vaccination protects girls against cervical cancer associated with HPV types 16 and 18. The routine HPV vaccination schedule consists of three doses, usually given to girls in school Year 8 at intervals of one to two months and then six months after the first dose. BCG and hepatitis B immunisation uptake data are also presented here. BCG and hepatitis B immunisations are not part of the routine childhood schedule and are given selectively following risk assessment; further information on circumstances in which these immunisations should be given can be found in: Immunisations Against Infectious Disease (The Green Book, available from http://immunisation.dh.gov.uk/category/the-green-book/).

Findings

1. Uptake of all three doses of the combined "5 in 1" DTaP/IPV/Hib[1] vaccine, scheduled at 2, 3 and 4 months of age, in children reaching their first birthday this quarter was 96.0% (compared to 96.4% last quarter). Uptake in the seven Health Boards ranged from 94.3% to 97.4% and by Local Authority (LA) from 93.4% (Denbighshire) to 98.7% (Torfaen). Eighteen of the 22 LA areas achieved the target 95% uptake (see Figure 2 and Tables 1, 2).
2. National uptake of a completed two dose course of MenC[2] vaccine in children reaching their first birthday this quarter was 95.9% (compared to 96.3% last quarter). Uptake in

[1] DTaP/IPV/Hib vaccine protects against Diphtheria, Tetanus, Pertussis (Whooping Cough), Polio and Hib infection.

[2] Men C vaccine protects against meningitis caused by meningococcus group C infection. PCV protects against pneumococcal meningitis, bacteraemia, pneumonia and otitis media. Children reaching one year of age this quarter have been scheduled for the two dose course of pneumococcal conjugate vaccination (PCV) at two and four months of age and the two dose MenC primary course scheduled at three and four months of age. Children reaching 2 years of age this quarter should have been offered a routine dose of the Hib/ MenC at 12 months and PCV at 13 months.

Health Boards ranged from 93.8% to 97.3% and ranged by LA from 93.0% (Cardiff) to 98.7% (Torfaen). Eighteen LA areas achieved an uptake in excess of the 95% target (see Tables 1, 2).

3. Uptake of a complete two dose primary course of pneumococcal conjugate vaccination (PCV2[2]) in children reaching their first birthday this quarter was 95.5%, a decrease of 0.4% from last quarter, ranging by LA from 92.5% (Cardiff) to 98.4% (Torfaen). Fourteen LA areas achieved the target 95% uptake (see Table 2).

4. Uptake of the first dose of MMR[3] in children reaching their second birthday (scheduled at 13 months of age) increased to 94.5% this quarter (compared to 94.1% last quarter), ranging by LA from 89.8% (Ceredigion) to 97.7% (Wrexham) (see Figure 3 and Tables 1, 3). Five LA areas achieved the target of 95% uptake.

5. Uptake of the final dose of Pneumococcal Conjugate Vaccine (PCVf, scheduled at 13 months of age) by the second birthday increased to 95.4% (from 95.2% last quarter). Uptake by LA ranged from 92.5% (Pembrokeshire) to 97.7% (Wrexham) (see Tables 1, 3). Thirteen LA areas achieved an uptake in excess of 95%.

6. Uptake of the Hib/MenC booster (given at 12 months of age) in children reaching two years of age during this quarter remained stable at 94.5%, ranging by LA from 91.2% (Pembrokeshire and Newport) to 96.7% (Flintshire) (see Tables 1, 3). Nine LA areas achieved uptakes in excess of 95%.

7. In children reaching five years of age this quarter, uptake of one dose of MMR increased to 95.6% (from 95.3% last quarter) and uptake of two doses also increased to 89.1% (from 88.4% last quarter). Uptake of two doses ranged by Health Board from 86.6% to 92.2% and by LA from 84.4% (Newport) to 95.1% (Flintshire) (see Figure 4, Table 4). One LA area (Flintshire) exceeded 95% uptake for two doses of MMR by five years of age and ten LA areas exceeded 90%.

8. Uptake of the "4 in 1" DTaP/IPV[4] pre-school booster in children reaching their fifth birthday increased to 91.2% this quarter (from 90.5% last quarter), ranging by Health Board from 88.9% to 93.2% and by LA from 85.9% (Pembrokeshire) to 96.7% (Flintshire) (Tables 1, 4). Two LA areas achieved the 95% uptake target; and 14 additional LA areas had uptakes in excess of 90% (see Figure 5, Table 4).

9. Coverage of a full two dose primary course of MenC in children reaching their fifth birthday this quarter was 94.8% (from 94.7% last quarter). Coverage ranged by Health Board from 92.2% to 97.3% and by LA from 90.3% to 97.9%. This group of children would have been scheduled according to the new schedule (two doses of MenC vaccine at three and four months, with a HibMenC booster at 12-13 months of age).

10. Uptake of one dose of HPV vaccine in girls in the 2011-12 School Year 8 (reaching their 13th birthday between 01/09/2011 and 31/08/2012) was 88.4% (Table 5), uptake of two doses was 86.6% and uptake of three doses was 75.7%. Data entry and some vaccination sessions for the third dose are likely not to have been complete when data for this report were extracted, as a result uptake for the third dose is expected to increase. Coverage of HPV vaccination in the previous (2010-11) School Year 8 routine campaign group (girls turning 14 years of age during 01/09/11 to 31/08/12) was at 89.2%, 88.3% and 86.0% for one, two and three doses respectively (Table 5). This represents end of year figures for the 2010-11 routine HPV campaign, although coverage may increase as girls who have missed out on vaccination are given to opportunity to catch up.

11. Coverage of two doses of MMR in children reaching 16 years of age this quarter was 83.3% (Table 7), ranging by LA from 65.1% (Monmouthshire) to 92.3% (Gwynedd). Uptake of one dose of MMR was 91.6%, ranging by LA from 78.5% (Monmouthshire) to 97.9% (Conwy). Uptake of a full course (two doses of MMR) of immunisation against rubella in 16 year old girls this quarter was 84.3% and uptake of only one dose was 91.9%.

12. National uptake of the Td/IPV[5] teenage booster in children reaching 16 years of age this quarter was 78.4% (Table 7), ranging by LA from 30.5% (Pembrokeshire) to 89.7% (Merthyr Tydfil).

13. Coverage of a complete three dose course of HPV vaccine in girls reaching their 15th birthday during 01/09/11 to 31/08/12 (the 2011-12 year 10) is currently 83.6%. Coverage of a complete three dose course of HPV vaccine in girls reaching their 16th birthday during 01/09/11 to 31/08/12 (2011-12 year 11) is currently 87.3%. Coverage of a complete three dose course of HPV vaccine in girls reaching their 17th birthday during 01/09/11 to 31/08/12 (2011-12 year 12) is currently 79.5% (see Table 8).

14. Uptake of BCG[6] immunisation is presented in Table 9. These data are based on notifications of BCG immunisations recorded in the National Community Child Health Database (NCCHD). BCG immunisation has been received by 6.7%, 6.9%, 6.4% and 3.0% of children reaching their first, second, fifth and 16th birthdays (respectively) during quarter 2 2012. Highest proportions of children given BCG by one and two years of age this quarter were seen in Cardiff LA, Newport LA and Swansea LA [7].

15. Uptake of hepatitis B immunisation, recorded through the Child Health System is presented in Table 10. These data are based on reports of hep B immunisations recorded in the National Community Child Health database. Uptake data is only presented for children receiving the first dose of hepatitis B vaccine within seven days of birth. Fifty-four, 62 and 73 children reaching their 1st, 2nd and 5th birthdays during quarter two 2012, respectively, had started hepatitis B immunisation courses in their first week of life. Of these children 75.9%, 83.9% and 87.7% (respectively) were recorded as having completed three doses of the hepatitis B schedule by those birthdays

[3] MMR protects against measles, mumps and rubella infections.
[4] DTaP/IPV (and dTaP/IPV) vaccines boost protection against Diphtheria, Tetanus, Pertussis and Polio infection before school entry
[5] Td/IPV boosts protection against Diphtheria, Tetanus and Polio infection before entering adulthood
[6] BCG protects against tuberculosis infection.
[7] Numbers of eligible children for BCG and hep B are not known

Comment

Uptake of all routine immunisations scheduled for babies in their first year of life again exceeded 95% this quarter. Uptake of the final dose of Pneumococcal Conjugate Vaccine, scheduled for babies in the second year of life, exceeded 95% this quarter and uptake of the first dose of MMR and the HibMenC booster, also scheduled for babies in their second year continued on a positive trend toward 95%.

There is wide variation between LA areas in immunisation uptake for older children. Two LA area achieved 95% coverage for the 4 in 1 preschool booster against diphtheria, tetanus, polio and pertussis (whooping cough), one of these also exceeded 95% for uptake of the second dose of MMR in five year old children; however, uptake in some LA areas was 10% lower. Coverage of immunisation in school aged children and teenagers continues to improve, but is substantially lower than coverage of immunisations scheduled for younger children.

Recent increases in numbers of confirmed pertussis cases in England and Wales continue. Figures published in August by the Health Protection Agency, show that there have been 76 confirmed cases of pertussis in Wales up to the end of June 2012. This is already higher than the total number of cases seen in 2011 (67) [1] and is the highest number of cases seen in more than ten years; it is reasonable to assume that this figure will increase further during the second half of 2012. Rates of confirmed pertussis infection are highest in those aged 15 years and older, and in those younger than three months. During the first half of 2012 there have been 2,290 confirmed cases of pertussis in England and Wales and as at June 2012 there had been five deaths in infants with pertussis infection [2].

Ensuring that children start and complete their 5 in 1 primary immunisations against pertussis, scheduled at two, three and four months of age, and receive their pre-school booster dose, in as timely a way as possible is important in reducing numbers of whooping cough cases; and in protecting those too young to be immunised, by reducing ongoing transmission of the disease.

[1] Public Health Wales Health Protection Division. Pertussis in Wales: 1998-2012. Public Health Wales; 2012 [cited 10 August 2012] available from:
http://www.wales.nhs.uk/sites3/page.cfm?orgid=457&pid=58100#Pertussis_in_Wales:_1998-2012
[2] Health Protection Agency. Health Protection Report 6(26); 29 June 2012. Available from:
http://www.hpa.org.uk/hpr/archives/2012/news2612.htm

Report prepared by Public Health Wales Vaccine Preventable Disease Programme and Communicable Disease Surveillance Centre.

Data for this report was provided by NHS Wales Informatics Service from the National Community Child Health Database (NCCHD). The data was sourced from Community Child Health databases maintained by local Child Health Office staff in Trusts throughout Wales based on regular returns from doctors and nurses who immunise or advise on immunisation. Uptake data presented throughout are for LHB resident population, not for LHB GP practice populations. The maps, graphs and Table 1 are best viewed in colour.

Useful Links

HPV catch-up for young women born between 1 September 1990 and 31 August 1991:
http://wales.gov.uk/topics/health/publications/health/ministerial/hpvvaccination/?lang=en
Welsh Health Circular (2005) 081 – MMR immunisation catch-up:
http://www.wales.nhs.uk/documents/WHC_2005_081.pdf
Accelerated HPV catch-up for young women born between 1 September 1991 and 31 August 1995 (intranet): http://howis.wales.nhs.uk/sites3/page.cfm?orgid=474&pid=21255
Public Health Wales Vaccination and Immunisation intranet site HPV pages:
http://howis.wales.nhs.uk/sites3/page.cfm?orgId=474&pid=21297

Suggested citation for this report:
Public Health Wales Health Protection Division. Vaccine uptake in Children in Wales, April to June 2012: COVER report 103, August 2012. Cardiff, Public Health Wales.

If you have any questions or suggestions on COVER reporting in Wales, please contact:
surveillance.requests@wales.nhs.uk

Figure 1. Percentage uptake of childhood immunisations in Wales, quarter 1 1997 to quarter 2 2012. Data are for children reaching 1 year of age each quarter for diphtheria, pertussis, Hib, MenC and pneumococcal conjugate vaccine (PCV2), children reaching 2 years of age for MMR1 (first dose) and the Hib MenC booster, and 5 years of age for MMR2 (second dose).

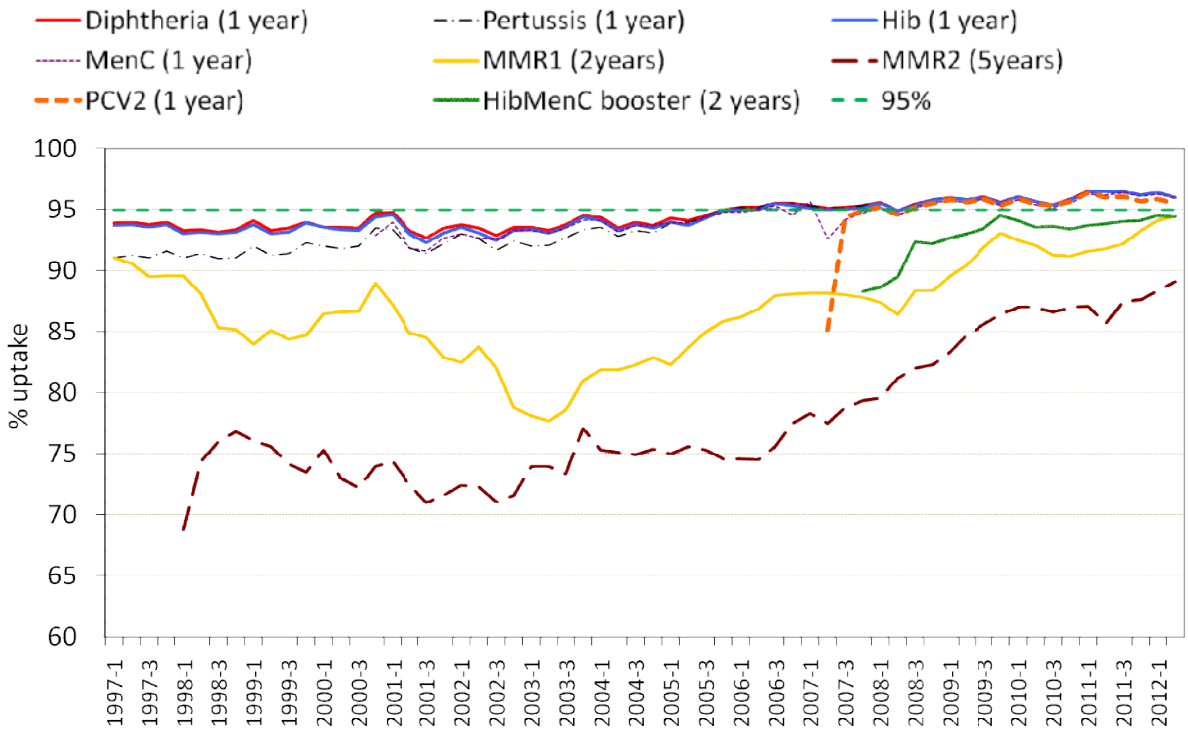

Figure 2. Uptake of 5 in 1 vaccine in Welsh Local Authority areas in children reaching their 1st birthday between 01/04/12 and 30/06/12.

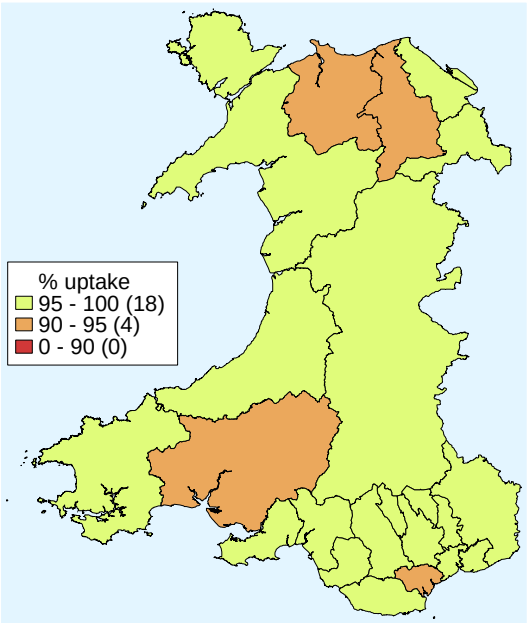

Figure 3. Uptake of at least 1 dose of MMR immunisation in Welsh Local Authority areas in children reaching their 2nd birthday between 01/04/12 and 30/06/12.

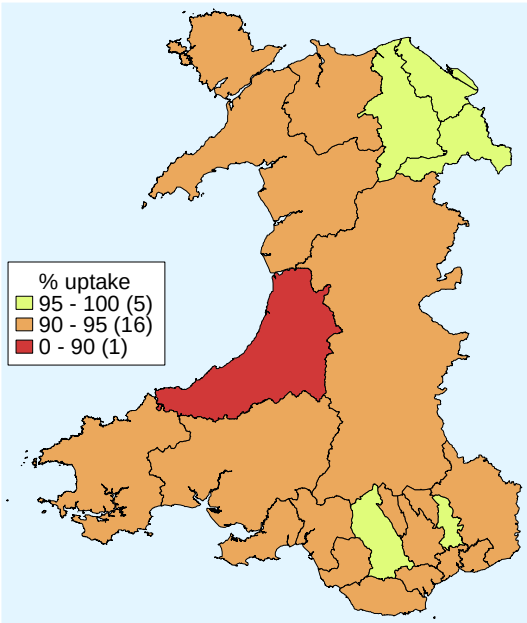

Figure 4. Uptake of two doses of MMR vaccine in Welsh Local Authority areas in children reaching their 5th birthday between 01/04/12 and 30/06/12.

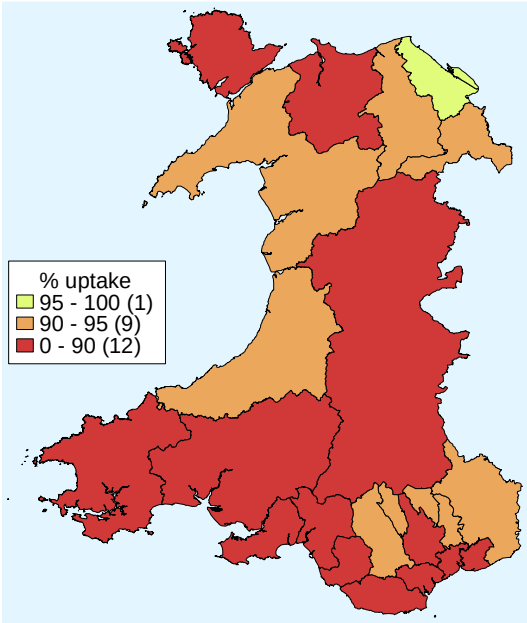

Figure 5. Uptake of 4 in 1 vaccine in Welsh Local Authority areas in children reaching their 5th birthday between 01/04/12 and 30/06/12.

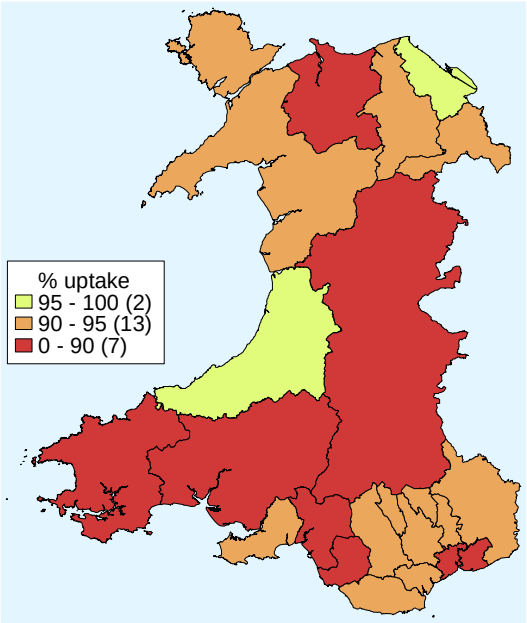

Table1. Summary table with uptake of selected immunisations in resident children reaching their 1st, 2nd, 5th and 16th birthday between 01/04/12 and 30/06/12 and resident on 30/06/12.

Area	Age 1 year					Age 2 years							Age 5 years					Age 16 years						
	Resident children	5 in 1*		MenC		Resident children	MMR1		PCVf‡		Hib/MenC booster		Resident children	MMR2		4 in 1*		Resident children	MMR1		MMR2		3 in 1 Teenage booster**	
Abertawe Bro Morgannwg University LHB	(n)	(n)	(%)	(n)	(%)	(n)	(n)	(%)	(n)	(%)	(n)	(%)	(n)	(n)	(%)	(n)	(%)	(n)	(n)	(%)	(n)	(%)	(n)	(%)
Bridgend LA	446	431	96.6	431	96.6	352	330	93.8	335	95.2	334	94.9	387	327	84.5	338	87.3	377	340	90.2	305	80.9	306	81.2
Neath Port Talbot LA	384	369	96.1	369	96.1	391	367	93.9	376	96.2	374	95.7	375	323	86.1	332	88.5	387	358	92.5	326	84.2	329	85.0
Swansea LA	617	603	97.7	602	97.6	610	573	93.9	581	95.2	574	94.1	672	595	88.5	614	91.4	645	597	92.6	540	83.7	553	85.7
Health Board Total	**1447**	**1403**	**97.0**	**1402**	**96.9**	**1353**	**1270**	**93.9**	**1292**	**95.5**	**1282**	**94.8**	**1434**	**1245**	**86.8**	**1284**	**89.5**	**1409**	**1295**	**91.9**	**1171**	**83.1**	**1188**	**84.3**
Aneurin Bevan LHB																								
Blaenau Gwent LA	195	192	98.5	192	98.5	202	191	94.6	193	95.5	193	95.5	178	163	91.6	162	91.0	196	184	93.9	169	86.2	170	86.7
Caerphilly LA	495	482	97.4	482	97.4	524	495	94.5	496	94.7	492	93.9	482	428	88.8	438	90.9	544	480	88.2	428	78.7	430	79.0
Monmouthshire LA	203	196	96.6	196	96.6	210	193	91.9	196	93.3	193	91.9	207	194	93.7	195	94.2	307	241	78.5	200	65.1	228	74.3
Newport LA	486	465	95.7	464	95.5	491	457	93.1	458	93.3	448	91.2	454	383	84.4	402	88.5	481	418	86.9	374	77.8	353	73.4
Torfaen LA	304	300	98.7	300	98.7	283	275	97.2	276	97.5	273	96.5	272	250	91.9	254	93.4	291	274	94.2	238	81.8	226	77.7
Health Board Total	**1683**	**1635**	**97.1**	**1634**	**97.1**	**1710**	**1611**	**94.2**	**1619**	**94.7**	**1599**	**93.5**	**1593**	**1418**	**89.0**	**1451**	**91.1**	**1819**	**1597**	**87.8**	**1409**	**77.5**	**1407**	**77.4**
Betsi Cadwaladr University LHB																								
Anglesey LA	200	194	97.0	194	97.0	193	182	94.3	183	94.8	183	94.8	189	167	88.4	171	90.5	196	190	96.9	176	89.8	145	74.0
Conwy LA	286	270	94.4	271	94.8	264	247	93.6	248	93.9	248	93.9	264	231	87.5	233	88.3	328	321	97.9	302	92.1	264	80.5
Denbighshire LA	271	253	93.4	254	93.7	259	248	95.8	249	96.1	247	95.4	241	223	92.5	224	92.9	281	270	96.1	254	90.4	236	84.0
Flintshire LA	424	408	96.2	408	96.2	450	436	96.9	438	97.3	435	96.7	429	408	95.1	415	96.7	414	404	97.6	375	90.6	359	86.7
Gwynedd LA	322	309	96.0	308	95.7	313	297	94.9	301	96.2	300	95.8	307	284	92.5	285	92.8	287	275	95.8	265	92.3	229	79.8
Wrexham LA	396	379	95.7	378	95.5	385	376	97.7	376	97.7	372	96.6	398	372	93.5	374	94.0	341	324	95.0	311	91.2	291	85.3
Health Board Total	**1899**	**1813**	**95.5**	**1813**	**95.5**	**1864**	**1786**	**95.8**	**1795**	**96.3**	**1785**	**95.8**	**1828**	**1685**	**92.2**	**1702**	**93.1**	**1847**	**1784**	**96.6**	**1683**	**91.1**	**1524**	**82.5**
Cardiff and Vale University LHB																								
Cardiff LA	1135	1062	93.6	1056	93.0	1106	1044	94.4	1053	95.2	1036	93.7	1096	963	87.9	991	90.4	959	875	91.2	799	83.3	680	70.9
Vale of Glamorgan LA	393	379	96.4	378	96.2	361	342	94.7	346	95.8	339	93.9	371	333	89.8	344	92.7	361	339	93.9	315	87.3	301	83.4
Health Board Total	**1528**	**1441**	**94.3**	**1434**	**93.8**	**1467**	**1386**	**94.5**	**1399**	**95.4**	**1375**	**93.7**	**1467**	**1296**	**88.3**	**1335**	**91.0**	**1320**	**1214**	**92.0**	**1114**	**84.4**	**981**	**74.3**
Cwm Taf LHB																								
Merthyr Tydfil LA	178	175	98.3	175	98.3	155	146	94.2	147	94.8	148	95.5	149	135	90.6	136	91.3	156	141	90.4	130	83.3	140	89.7
Rhondda Cynon Taff LA	697	677	97.1	676	97.0	667	643	96.4	649	97.3	644	96.6	640	585	91.4	599	93.6	627	583	93.0	538	85.8	545	86.9
Health Board Total	**875**	**852**	**97.4**	**851**	**97.3**	**822**	**789**	**96.0**	**796**	**96.8**	**792**	**96.4**	**789**	**720**	**91.3**	**735**	**93.2**	**783**	**724**	**92.5**	**668**	**85.3**	**685**	**87.5**
Hywel Dda LHB																								
Carmarthenshire LA	483	456	94.4	456	94.4	455	426	93.6	435	95.6	432	94.9	472	405	85.8	417	88.3	518	470	90.7	419	80.9	381	73.6
Ceredigion LA	153	150	98.0	149	97.4	166	149	89.8	154	92.8	152	91.6	159	147	92.5	153	96.2	169	148	87.6	130	76.9	148	87.6
Pembrokeshire LA	298	287	96.3	287	96.3	308	282	91.6	285	92.5	281	91.2	320	272	85.0	275	85.9	325	295	90.8	268	82.5	99	30.5
Health Board Total	**934**	**893**	**95.6**	**892**	**95.5**	**929**	**857**	**92.2**	**874**	**94.1**	**865**	**93.1**	**951**	**824**	**86.6**	**845**	**88.9**	**1012**	**913**	**90.2**	**817**	**80.7**	**628**	**62.1**
Powys Teaching LHB	**329**	**313**	**95.1**	**313**	**95.1**	286	266	93.0	268	93.7	265	92.7	340	297	87.4	306	90.0	392	339	86.5	293	74.7	316	80.6
Unknown	35	34	97.1	34	97.1	36	35	97.2	35	97.2	35	97.2	33	31	93.9	31	93.9	55	44	80.0	43	78.2	41	74.5
Wales Total	**8730**	**8384**	**96.0**	**8373**	**95.9**	**8467**	**8000**	**94.5**	**8078**	**95.4**	**7998**	**94.5**	**8435**	**7516**	**89.1**	**7689**	**91.2**	**8637**	**7910**	**91.6**	**7198**	**83.3**	**6770**	**78.4**

* Uptake of pertussis used as proxy
** Uptake of diphtheria (reinforcing booster dose) used as proxy
‡ Children receiving the final dose of PCV

95% and higher
90% to 95%
below 90%

Table 2. Vaccine uptake in children reaching their 1st birthday between 01/04/12 and 30/06/12 and resident on 30/06/12.

Area	Resident children	D3		T3		P3		Po3		Hib3		MMR1		MenC		PCV2*		HibMenCb	
Abertawe Bro Morgannwg University HB	(n)	(n)	(%)	(n)	(%)	(n)	(%)	(n)	(%)	(n)	(%)	(n)	(%)	(n)	(%)	(n)	(%)	(n)	(%)
Bridgend LA	446	431	96.6	431	96.6	431	96.6	431	96.6	431	96.6	1	0.2	431	96.6	431	96.6	1	0.2
Neath Port Talbot LA	384	369	96.1	369	96.1	369	96.1	369	96.1	369	96.1	3	0.8	369	96.1	367	95.6	2	0.5
Swansea LA	617	603	97.7	603	97.7	603	97.7	603	97.7	603	97.7	1	0.2	602	97.6	600	97.2	1	0.2
Health Board Total	**1447**	**1403**	**97.0**	**1403**	**97.0**	**1403**	**97.0**	**1403**	**97.0**	**1403**	**97.0**	**5**	**0.3**	**1402**	**96.9**	**1398**	**96.6**	**4**	**0.3**
Aneurin Bevan HB																			
Blaenau Gwent LA	195	192	98.5	192	98.5	192	98.5	192	98.5	192	98.5	0	0.0	192	98.5	191	97.9	0	0.0
Caerphilly LA	495	482	97.4	482	97.4	482	97.4	482	97.4	482	97.4	2	0.4	482	97.4	478	96.6	2	0.4
Monmouthshire LA	203	196	96.6	196	96.6	196	96.6	196	96.6	196	96.6	2	1.0	196	96.6	196	96.6	0	0.0
Newport LA	486	465	95.7	465	95.7	465	95.7	465	95.7	464	95.5	0	0.0	464	95.5	461	94.9	0	0.0
Torfaen LA	304	300	98.7	300	98.7	300	98.7	300	98.7	300	98.7	1	0.3	300	98.7	299	98.4	1	0.3
Health Board Total	**1683**	**1635**	**97.1**	**1635**	**97.1**	**1635**	**97.1**	**1635**	**97.1**	**1634**	**97.1**	**5**	**0.3**	**1634**	**97.1**	**1625**	**96.6**	**3**	**0.2**
Betsi Cadwaladr University HB																			
Anglesey LA	200	194	97.0	194	97.0	194	97.0	194	97.0	194	97.0	0	0.0	194	97.0	194	97.0	0	0.0
Conwy LA	286	270	94.4	270	94.4	270	94.4	270	94.4	270	94.4	2	0.7	271	94.8	269	94.1	2	0.7
Denbighshire LA	271	253	93.4	253	93.4	253	93.4	253	93.4	253	93.4	3	1.1	254	93.7	255	94.1	2	0.7
Flintshire LA	424	408	96.2	408	96.2	408	96.2	408	96.2	408	96.2	0	0.0	408	96.2	407	96.0	0	0.0
Gwynedd LA	322	309	96.0	309	96.0	309	96.0	309	96.0	309	96.0	5	1.6	308	95.7	306	95.0	3	0.9
Wrexham LA	396	379	95.7	379	95.7	379	95.7	379	95.7	379	95.7	0	0.0	378	95.5	376	94.9	0	0.0
Health Board Total	**1899**	**1813**	**95.5**	**1813**	**95.5**	**1813**	**95.5**	**1813**	**95.5**	**1813**	**95.5**	**10**	**0.5**	**1813**	**95.5**	**1807**	**95.2**	**7**	**0.4**
Cardiff and Vale University HB																			
Cardiff LA	1135	1062	93.6	1062	93.6	1062	93.6	1062	93.6	1061	93.5	7	0.6	1056	93.0	1050	92.5	6	0.5
Vale of Glamorgan LA	393	379	96.4	379	96.4	379	96.4	379	96.4	379	96.4	1	0.3	378	96.2	373	94.9	1	0.3
Health Board Total	**1528**	**1441**	**94.3**	**1441**	**94.3**	**1441**	**94.3**	**1441**	**94.3**	**1440**	**94.2**	**8**	**0.5**	**1434**	**93.8**	**1423**	**93.1**	**7**	**0.5**
Cwm Taf HB																			
Merthyr Tydfil LA	178	175	98.3	175	98.3	175	98.3	175	98.3	175	98.3	4	2.2	175	98.3	175	98.3	3	1.7
Rhondda Cynon Taff LA	697	677	97.1	677	97.1	677	97.1	677	97.1	677	97.1	3	0.4	676	97.0	676	97.0	2	0.3
Health Board Total	**875**	**852**	**97.4**	**852**	**97.4**	**852**	**97.4**	**852**	**97.4**	**852**	**97.4**	**7**	**0.8**	**851**	**97.3**	**851**	**97.3**	**5**	**0.6**
Hywel Dda HB																			
Carmarthenshire LA	483	456	94.4	456	94.4	456	94.4	456	94.4	455	94.2	2	0.4	456	94.4	454	94.0	2	0.4
Ceredigion LA	153	150	98.0	150	98.0	150	98.0	150	98.0	150	98.0	4	2.6	149	97.4	149	97.4	4	2.6
Pembrokeshire LA	298	287	96.3	287	96.3	287	96.3	287	96.3	287	96.3	0	0.0	287	96.3	284	95.3	0	0.0
Health Board Total	**934**	**893**	**95.6**	**893**	**95.6**	**893**	**95.6**	**893**	**95.6**	**892**	**95.5**	**6**	**0.6**	**892**	**95.5**	**887**	**95.0**	**6**	**0.6**
Powys Teaching HB	**329**	**313**	**95.1**	**313**	**95.1**	**313**	**95.1**	**313**	**95.1**	**313**	**95.1**	**9**	**2.7**	**313**	**95.1**	**311**	**94.5**	**9**	**2.7**
Unknown	35	34	97.1	34	97.1	34	97.1	34	97.1	34	97.1	0	0.0	34	97.1	34	97.1	0	0.0
Wales Total	**8730**	**8384**	**96.0**	**8384**	**96.0**	**8384**	**96.0**	**8384**	**96.0**	**8381**	**96.0**	**50**	**0.6**	**8373**	**95.9**	**8336**	**95.5**	**41**	**0.5**

* Full primary 2 dose course of pneumococcal conjugate vaccine

Table 3. Vaccine uptake in children reaching their 2nd birthday between 01/04/12 and 30/06/12 and resident on 30/06/12.

Area	Resident children	D3		T3		P3		Po3		Hib3		MMR1		MenC*		PCV2**		PCVf***		HibMenCb	
Abertawe Bro Morgannwg University HB	(n)	(n)	(%)	(n)	(%)	(n)	(%)	(n)	(%)	(n)	(%)	(n)	(%)	(n)	(%)	(n)	(%)	(n)	(%)	(n)	(%)
Bridgend LA	352	344	97.7	344	97.7	344	97.7	344	97.7	344	97.7	330	93.8	342	97.2	338	96.0	335	95.2	334	94.9
Neath Port Talbot LA	391	383	98.0	383	98.0	383	98.0	383	98.0	383	98.0	367	93.9	382	97.7	378	96.7	376	96.2	374	95.7
Swansea LA	610	599	98.2	599	98.2	599	98.2	599	98.2	598	98.0	573	93.9	594	97.4	594	97.4	581	95.2	574	94.1
Health Board Total	**1353**	**1326**	**98.0**	**1326**	**98.0**	**1326**	**98.0**	**1326**	**98.0**	**1325**	**97.9**	**1270**	**93.9**	**1318**	**97.4**	**1310**	**96.8**	**1292**	**95.5**	**1282**	**94.8**
Aneurin Bevan HB																					
Blaenau Gwent LA	202	200	99.0	200	99.0	200	99.0	200	99.0	200	99.0	191	94.6	200	99.0	200	99.0	193	95.5	193	95.5
Caerphilly LA	524	513	97.9	513	97.9	513	97.9	512	97.7	512	97.7	495	94.5	508	96.9	502	95.8	496	94.7	492	93.9
Monmouthshire LA	210	199	94.8	199	94.8	199	94.8	199	94.8	199	94.8	193	91.9	197	93.8	197	93.8	196	93.3	193	91.9
Newport LA	491	475	96.7	475	96.7	475	96.7	473	96.3	471	95.9	457	93.1	464	94.5	458	93.3	458	93.3	448	91.2
Torfaen LA	283	280	98.9	280	98.9	280	98.9	280	98.9	280	98.9	275	97.2	275	97.2	273	96.5	276	97.5	273	96.5
Health Board Total	**1710**	**1667**	**97.5**	**1667**	**97.5**	**1667**	**97.5**	**1664**	**97.3**	**1662**	**97.2**	**1611**	**94.2**	**1644**	**96.1**	**1630**	**95.3**	**1619**	**94.7**	**1599**	**93.5**
Betsi Cadwaladr University HB																					
Anglesey LA	193	190	98.4	190	98.4	190	98.4	190	98.4	190	98.4	182	94.3	189	97.9	190	98.4	183	94.8	183	94.8
Conwy LA	264	262	99.2	262	99.2	262	99.2	262	99.2	262	99.2	247	93.6	258	97.7	255	96.6	248	93.9	248	93.9
Denbighshire LA	259	249	96.1	249	96.1	249	96.1	249	96.1	249	96.1	248	95.8	247	95.4	245	94.6	249	96.1	247	95.4
Flintshire LA	450	448	99.6	448	99.6	448	99.6	448	99.6	448	99.6	436	96.9	443	98.4	436	96.9	438	97.3	435	96.7
Gwynedd LA	313	309	98.7	309	98.7	309	98.7	309	98.7	309	98.7	297	94.9	303	96.8	301	96.2	301	96.2	300	95.8
Wrexham LA	385	383	99.5	383	99.5	383	99.5	383	99.5	382	99.2	376	97.7	375	97.4	371	96.4	376	97.7	372	96.6
Health Board Total	**1864**	**1841**	**98.8**	**1841**	**98.8**	**1841**	**98.8**	**1841**	**98.8**	**1840**	**98.7**	**1786**	**95.8**	**1815**	**97.4**	**1798**	**96.5**	**1795**	**96.3**	**1785**	**95.8**
Cardiff and Vale University HB																					
Cardiff LA	1106	1075	97.2	1075	97.2	1075	97.2	1075	97.2	1074	97.1	1044	94.4	1057	95.6	1036	93.7	1053	95.2	1036	93.7
Vale of Glamorgan LA	361	351	97.2	351	97.2	351	97.2	351	97.2	351	97.2	342	94.7	347	96.1	342	94.7	346	95.8	339	93.9
Health Board Total	**1467**	**1426**	**97.2**	**1426**	**97.2**	**1426**	**97.2**	**1426**	**97.2**	**1425**	**97.1**	**1386**	**94.5**	**1404**	**95.7**	**1378**	**93.9**	**1399**	**95.4**	**1375**	**93.7**
Cwm Taf HB																					
Merthyr Tydfil LA	155	149	96.1	149	96.1	149	96.1	149	96.1	148	95.5	146	94.2	146	94.2	148	95.5	147	94.8	148	95.5
Rhondda Cynon Taff LA	667	659	98.8	659	98.8	659	98.8	659	98.8	659	98.8	643	96.4	656	98.4	646	96.9	649	97.3	644	96.6
Health Board Total	**822**	**808**	**98.3**	**808**	**98.3**	**808**	**98.3**	**808**	**98.3**	**807**	**98.2**	**789**	**96.0**	**802**	**97.6**	**794**	**96.6**	**796**	**96.8**	**792**	**96.4**
Hywel Dda HB																					
Carmarthenshire LA	455	447	98.2	447	98.2	447	98.2	447	98.2	447	98.2	426	93.6	444	97.6	436	95.8	435	95.6	432	94.9
Ceredigion LA	166	159	95.8	159	95.8	159	95.8	159	95.8	159	95.8	149	89.8	157	94.6	156	94.0	154	92.8	152	91.6
Pembrokeshire LA	308	300	97.4	300	97.4	300	97.4	300	97.4	300	97.4	282	91.6	295	95.8	295	95.8	285	92.5	281	91.2
Health Board Total	**929**	**906**	**97.5**	**906**	**97.5**	**906**	**97.5**	**906**	**97.5**	**906**	**97.5**	**857**	**92.2**	**896**	**96.4**	**887**	**95.5**	**874**	**94.1**	**865**	**93.1**
Powys Teaching HB	**286**	**271**	**94.8**	**271**	**94.8**	**271**	**94.8**	**270**	**94.4**	**271**	**94.8**	**266**	**93.0**	**266**	**93.0**	**267**	**93.4**	**268**	**93.7**	**265**	**92.7**
Unknown	36	34	94.4	34	94.4	34	94.4	34	94.4	34	94.4	35	97.2	34	94.4	34	94.4	35	97.2	35	97.2
Wales Total	**8467**	**8279**	**97.8**	**8279**	**97.8**	**8279**	**97.8**	**8275**	**97.7**	**8270**	**97.7**	**8000**	**94.5**	**8179**	**96.6**	**8098**	**95.6**	**8078**	**95.4**	**7998**	**94.5**

* Reflects uptake of the completed primary course in this age group
** Full primary 2 dose course of pneumococcal conjugate vaccine
*** Final (booster) dose of pneumococcal conjugate vaccine

Table 4. Vaccine uptake in children reaching their 5th birthday between 01/04/12 and 30/06/12 and resident on 30/06/12.

Area	Resident children	D3		T3		P3		Po3		Hib3		MenC*		PCVf**		HibMenCb		MMR1		MMR2		D4		T4		aP		Po4	
Abertawe Bro Morgannwg University HB	(n)	(n)	(%)	(n)	(%)	(n)	(%)	(n)	(%)	(n)	(%)	(n)	(%)	(n)	(%)	(n)	(%)	(n)	(%)	(n)	(%)	(n)	(%)	(n)	(%)	(n)	(%)	(n)	(%)
Bridgend LA	387	382	98.7	382	98.7	382	98.7	381	98.4	382	98.7	379	97.9	364	94.1	366	94.6	369	95.3	327	84.5	338	87.3	338	87.3	338	87.3	338	87.3
Neath Port Talbot LA	375	362	96.5	362	96.5	362	96.5	362	96.5	362	96.5	359	95.7	349	93.1	355	94.7	359	95.7	323	86.1	332	88.5	332	88.5	332	88.5	332	88.5
Swansea LA	672	659	98.1	659	98.1	659	98.1	659	98.1	657	97.8	643	95.7	626	93.2	644	95.8	641	95.4	595	88.5	614	91.4	614	91.4	614	91.4	614	91.4
Health Board Total	**1434**	**1403**	**97.8**	**1403**	**97.8**	**1403**	**97.8**	**1402**	**97.8**	**1401**	**97.7**	**1381**	**96.3**	**1339**	**93.4**	**1365**	**95.2**	**1369**	**95.5**	**1245**	**86.8**	**1284**	**89.5**	**1284**	**89.5**	**1284**	**89.5**	**1284**	**89.5**
Aneurin Bevan HB																													
Blaenau Gwent LA	178	175	98.3	175	98.3	175	98.3	175	98.3	175	98.3	174	97.8	170	95.5	171	96.1	171	96.1	163	91.6	162	91.0	162	91.0	162	91.0	162	91.0
Caerphilly LA	482	474	98.3	474	98.3	474	98.3	474	98.3	474	98.3	470	97.5	459	95.2	445	92.3	466	96.7	428	88.8	438	90.9	438	90.9	438	90.9	438	90.9
Monmouthshire LA	207	201	97.1	201	97.1	201	97.1	201	97.1	201	97.1	199	96.1	196	94.7	201	97.1	200	96.6	194	93.7	196	94.7	196	94.7	195	94.2	195	94.2
Newport LA	454	439	96.7	439	96.7	439	96.7	438	96.5	438	96.5	429	94.5	420	92.5	424	93.4	421	92.7	383	84.4	402	88.5	402	88.5	402	88.5	402	88.5
Torfaen LA	272	269	98.9	269	98.9	269	98.9	269	98.9	269	98.9	264	97.1	259	95.2	263	96.7	265	97.4	250	91.9	254	93.4	254	93.4	254	93.4	254	93.4
Health Board Total	**1593**	**1558**	**97.8**	**1558**	**97.8**	**1558**	**97.8**	**1557**	**97.7**	**1557**	**97.7**	**1536**	**96.4**	**1504**	**94.4**	**1504**	**94.4**	**1523**	**95.6**	**1418**	**89.0**	**1452**	**91.1**	**1452**	**91.1**	**1451**	**91.1**	**1451**	**91.1**
Betsi Cadwaladr University HB																													
Anglesey LA	189	182	96.3	182	96.3	182	96.3	182	96.3	182	96.3	177	93.7	176	93.1	175	92.6	178	94.2	167	88.4	171	90.5	171	90.5	171	90.5	170	89.9
Conwy LA	264	249	94.3	249	94.3	249	94.3	249	94.3	249	94.3	239	90.5	231	87.5	239	90.5	248	93.9	231	87.5	233	88.3	233	88.3	233	88.3	233	88.3
Denbighshire LA	241	236	97.9	236	97.9	236	97.9	235	97.5	235	97.5	232	96.3	228	94.6	229	95.0	233	96.7	223	92.5	224	92.9	224	92.9	224	92.9	224	92.9
Flintshire LA	429	422	98.4	422	98.4	422	98.4	422	98.4	422	98.4	409	95.3	399	93.0	408	95.1	421	98.1	408	95.1	415	96.7	415	96.7	415	96.7	415	96.7
Gwynedd LA	307	299	97.4	299	97.4	299	97.4	299	97.4	299	97.4	292	95.1	288	93.8	293	95.4	296	96.4	284	92.5	285	92.8	285	92.8	285	92.8	285	92.8
Wrexham LA	398	389	97.7	389	97.7	389	97.7	388	97.5	387	97.2	376	94.5	368	92.5	372	93.5	386	97.0	372	93.5	374	94.0	374	94.0	374	94.0	374	94.0
Health Board Total	**1828**	**1777**	**97.2**	**1777**	**97.2**	**1777**	**97.2**	**1775**	**97.1**	**1774**	**97.0**	**1725**	**94.4**	**1690**	**92.5**	**1716**	**93.9**	**1762**	**96.4**	**1685**	**92.2**	**1702**	**93.1**	**1702**	**93.1**	**1702**	**93.1**	**1701**	**93.1**
Cardiff and Vale University HB																													
Cardiff LA	1096	1067	97.4	1067	97.4	1067	97.4	1063	97.0	1061	96.8	1006	91.8	970	88.5	989	90.2	1052	96.0	963	87.9	991	90.4	991	90.4	991	90.4	991	90.4
Vale of Glamorgan LA	371	363	97.8	363	97.8	363	97.8	363	97.8	362	97.6	355	95.7	347	93.5	353	95.1	359	96.8	333	89.8	344	92.7	344	92.7	344	92.7	344	92.7
Health Board Total	**1467**	**1430**	**97.5**	**1430**	**97.5**	**1430**	**97.5**	**1426**	**97.2**	**1423**	**97.0**	**1361**	**92.8**	**1317**	**89.8**	**1342**	**91.5**	**1411**	**96.2**	**1296**	**88.3**	**1335**	**91.0**	**1335**	**91.0**	**1335**	**91.0**	**1335**	**91.0**
Cwm Taf HB																													
Merthyr Tydfil LA	149	147	98.7	147	98.7	147	98.7	147	98.7	147	98.7	144	96.6	140	94.0	145	97.3	142	95.3	135	90.6	136	91.3	136	91.3	136	91.3	136	91.3
Rhondda Cynon Taff LA	640	630	98.4	630	98.4	630	98.4	630	98.4	630	98.4	624	97.5	613	95.8	607	94.8	618	96.6	585	91.4	599	93.6	599	93.6	599	93.6	599	93.6
Health Board Total	**789**	**777**	**98.5**	**777**	**98.5**	**777**	**98.5**	**777**	**98.5**	**777**	**98.5**	**768**	**97.3**	**753**	**95.4**	**752**	**95.3**	**760**	**96.3**	**720**	**91.3**	**735**	**93.2**	**735**	**93.2**	**735**	**93.2**	**735**	**93.2**
Hywel Dda HB																													
Carmarthenshire LA	472	450	95.3	450	95.3	450	95.3	447	94.7	449	95.1	438	92.8	417	88.3	423	89.6	438	92.8	405	85.8	417	88.3	417	88.3	417	88.3	417	88.3
Ceredigion LA	159	155	97.5	155	97.5	154	96.9	155	97.5	154	96.9	150	94.3	142	89.3	150	94.3	151	95.0	147	92.5	153	96.2	153	96.2	153	96.2	153	96.2
Pembrokeshire LA	320	304	95.0	304	95.0	304	95.0	304	95.0	302	94.4	289	90.3	281	87.8	288	90.0	301	94.1	272	85.0	275	85.9	275	85.9	275	85.9	275	85.9
Health Board Total	**951**	**909**	**95.6**	**909**	**95.6**	**908**	**95.5**	**906**	**95.3**	**905**	**95.2**	**877**	**92.2**	**840**	**88.3**	**861**	**90.5**	**890**	**93.6**	**824**	**86.6**	**845**	**88.9**	**845**	**88.9**	**845**	**88.9**	**845**	**88.9**
Powys Teaching HB	**340**	**323**	**95.0**	**323**	**95.0**	**323**	**95.0**	**323**	**95.0**	**323**	**95.0**	**314**	**92.4**	**311**	**91.5**	**314**	**92.4**	**314**	**92.4**	**297**	**87.4**	**306**	**90.0**	**306**	**90.0**	**306**	**90.0**	**306**	**90.0**
Unknown	33	31	93.9	31	93.9	31	93.9	31	93.9	31	93.9	31	93.9	30	90.9	31	93.9	31	93.9	31	93.9	31	93.9	31	93.9	31	93.9	31	93.9
Wales Total	**8435**	**8208**	**97.3**	**8208**	**97.3**	**8207**	**97.3**	**8197**	**97.2**	**8191**	**97.1**	**7993**	**94.8**	**7784**	**92.3**	**7885**	**93.5**	**8060**	**95.6**	**7516**	**89.1**	**7690**	**91.2**	**7690**	**91.2**	**7689**	**91.2**	**7688**	**91.1**

* Complete three dose course, or two doses with the second delivered after 115 days of age

** Final (booster) dose of pneumococcal conjugate vaccine

Table 5. Uptake of HPV vaccine in girls reaching 13 and 14 years of age between 01/09/11 and 31/08/12 and resident in Wales on 30/06/12.

Area	13 years (School Year 8)*							14 years (School Year 9)						
	Resident	HPV 1 dose		HPV 2 doses		HPV 3 doses		Resident	HPV 1 dose		HPV 2 doses		HPV 3 doses	
Abertawe Bro Morgannwg University HB	girls (n)	(n)	(%)	(n)	(%)	(n)	(%)	girls (n)	(n)	(%)	(n)	(%)	(n)	(%)
Bridgend LA	773	694	89.8	673	87.1	581	75.2	791	733	92.7	728	92.0	712	90.0
Neath Port Talbot LA	730	646	88.5	629	86.2	558	76.4	781	736	94.2	729	93.3	714	91.4
Swansea LA	1186	1057	89.1	1029	86.8	907	76.5	1246	1137	91.3	1122	90.0	1099	88.2
Health Board Total	**2689**	**2397**	**89.1**	**2331**	**86.7**	**2046**	**76.1**	**2818**	**2606**	**92.5**	**2579**	**91.5**	**2525**	**89.6**
Aneurin Bevan HB														
Blaenau Gwent LA	383	361	94.3	354	92.4	270	70.5	399	364	91.2	359	90.0	354	88.7
Caerphilly LA	1001	911	91.0	887	88.6	716	71.5	1043	941	90.2	929	89.1	910	87.2
Monmouthshire LA	516	403	78.1	393	76.2	320	62.0	497	388	78.1	383	77.1	375	75.5
Newport LA	930	794	85.4	764	82.2	571	61.4	985	843	85.6	835	84.8	821	83.4
Torfaen LA	536	484	90.3	470	87.7	372	69.4	568	514	90.5	515	90.7	504	88.7
Health Board Total	**3366**	**2953**	**87.7**	**2868**	**85.2**	**2249**	**66.8**	**3492**	**3050**	**87.3**	**3021**	**86.5**	**2964**	**84.9**
Betsi Cadwaladr University HB														
Anglesey LA	361	319	88.4	313	86.7	264	73.1	375	344	91.7	340	90.7	334	89.1
Conwy LA	594	508	85.5	499	84.0	465	78.3	610	548	89.8	548	89.8	529	86.7
Denbighshire LA	534	458	85.8	454	85.0	413	77.3	531	471	88.7	468	88.1	455	85.7
Flintshire LA	799	729	91.2	720	90.1	685	85.7	840	759	90.4	755	89.9	737	87.7
Gwynedd LA	647	565	87.3	558	86.2	546	84.4	617	537	87.0	535	86.7	531	86.1
Wrexham LA	671	596	88.8	590	87.9	532	79.3	714	645	90.3	642	89.9	633	88.7
Health Board Total	**3606**	**3175**	**88.0**	**3134**	**86.9**	**2905**	**80.6**	**3687**	**3304**	**89.6**	**3288**	**89.2**	**3219**	**87.3**
Cardiff and Vale University HB														
Cardiff LA	1800	1579	87.7	1527	84.8	1255	69.7	1836	1623	88.4	1597	87.0	1511	82.3
Vale of Glamorgan LA	713	658	92.3	643	90.2	545	76.4	745	669	89.8	654	87.8	616	82.7
Health Board Total	**2513**	**2237**	**89.0**	**2170**	**86.4**	**1800**	**71.6**	**2581**	**2292**	**88.8**	**2251**	**87.2**	**2127**	**82.4**
Cwm Taf HB														
Merthyr Tydfil LA	308	286	92.9	282	91.6	273	88.6	324	298	92.0	296	91.4	292	90.1
Rhondda Cynon Taff LA	1251	1167	93.3	1150	91.9	1021	81.6	1304	1215	93.2	1195	91.6	1166	89.4
Health Board Total	**1559**	**1453**	**93.2**	**1432**	**91.9**	**1294**	**83.0**	**1628**	**1513**	**92.9**	**1491**	**91.6**	**1458**	**89.6**
Hywel Dda HB														
Carmarthenshire LA	933	840	90.0	837	89.7	791	84.8	947	840	88.7	839	88.6	826	87.2
Ceredigion LA	299	253	84.6	250	83.6	247	82.6	336	286	85.1	284	84.5	277	82.4
Pembrokeshire LA	660	563	85.3	557	84.4	531	80.5	654	569	87.0	563	86.1	550	84.1
Health Board Total	**1892**	**1656**	**87.5**	**1644**	**86.9**	**1569**	**82.9**	**1937**	**1695**	**87.5**	**1686**	**87.0**	**1653**	**85.3**
Powys Teaching HB	**702**	**581**	**82.8**	**576**	**82.1**	**506**	**72.1**	**690**	**579**	**83.9**	**576**	**83.5**	**562**	**81.4**
Unknown	98	68	69.4	68	69.4	63	64.3	108	71	65.7	68	63.0	68	63.0
Wales Total	**16425**	**14520**	**88.4**	**14223**	**86.6**	**12432**	**75.7**	**16941**	**15110**	**89.2**	**14960**	**88.3**	**14576**	**86.0**

***** Current campaign, data entry for immunisation sessions may still be underway.

Table 6. MMR and Td/IPV vaccine uptake in children reaching their 15th birthday between 01/04/12 and 30/06/12 and resident on 30/06/12 (with breakdown of MMR1 and MMR2 coverage by sex).

Area	Resident children	MMR1		MMR2		Teenage 3 in 1 booster*		Resident girls	MMR1 (girls)		MMR2 (girls)		Resident boys	MMR1 (boys)		MMR2 (boys)	
Abertawe Bro Morgannwg University HB	(n)	(n)	(%)	(n)	(%)	(n)	(%)	(n)	(n)	(%)	(n)	(%)	(n)	(n)	(%)	(n)	(%)
Bridgend LA	423	392	92.7	360	85.1	371	87.7	198	180	90.9	167	84.3	225	212	94.2	193	85.8
Neath Port Talbot LA	397	347	87.4	306	77.1	312	78.6	217	190	87.6	171	78.8	180	157	87.2	135	75.0
Swansea LA	653	592	90.7	500	76.6	543	83.2	305	275	90.2	233	76.4	348	317	91.1	267	76.7
Health Board Total	**1473**	**1331**	**90.4**	**1166**	**79.2**	**1226**	**83.2**	**720**	**645**	**89.6**	**571**	**79.3**	**753**	**686**	**91.1**	**595**	**79.0**
Aneurin Bevan HB																	
Blaenau Gwent LA	185	175	94.6	160	86.5	162	87.6	79	74	93.7	64	81.0	106	101	95.3	96	90.6
Caerphilly LA	599	563	94.0	509	85.0	481	80.3	291	274	94.2	255	87.6	308	289	93.8	254	82.5
Monmouthshire LA	322	274	85.1	230	71.4	239	74.2	163	136	83.4	117	71.8	158	138	87.3	113	71.5
Newport LA	463	403	87.0	374	80.8	346	74.7	228	199	87.3	189	82.9	233	204	87.6	185	79.4
Torfaen LA	335	310	92.5	281	83.9	258	77.0	158	145	91.8	130	82.3	177	165	93.2	151	85.3
Health Board Total	**1904**	**1725**	**90.6**	**1554**	**81.6**	**1486**	**78.0**	**919**	**828**	**90.1**	**755**	**82.2**	**982**	**897**	**91.3**	**799**	**81.4**
Betsi Cadwaladr University HB																	
Anglesey LA	175	170	97.1	166	94.9	129	73.7	92	89	96.7	87	94.6	83	81	97.6	79	95.2
Conwy LA	308	296	96.1	278	90.3	200	64.9	135	131	97.0	125	92.6	173	165	95.4	153	88.4
Denbighshire LA	254	241	94.9	226	89.0	189	74.4	131	125	95.4	121	92.4	123	116	94.3	105	85.4
Flintshire LA	453	429	94.7	392	86.5	345	76.2	217	206	94.9	190	87.6	236	223	94.5	202	85.6
Gwynedd LA	309	289	93.5	274	88.7	253	81.9	159	148	93.1	143	89.9	150	141	94.0	131	87.3
Wrexham LA	378	357	94.4	331	87.6	252	66.7	181	175	96.7	163	90.1	197	182	92.4	168	85.3
Health Board Total	**1877**	**1782**	**94.9**	**1667**	**88.8**	**1368**	**72.9**	**915**	**874**	**95.5**	**829**	**90.6**	**962**	**908**	**94.4**	**838**	**87.1**
Cardiff and Vale University HB																	
Cardiff LA	901	811	90.0	733	81.4	639	70.9	448	408	91.1	371	82.8	453	403	89.0	362	79.9
Vale of Glamorgan LA	359	344	95.8	319	88.9	287	79.9	168	162	96.4	150	89.3	191	182	95.3	169	88.5
Health Board Total	**1260**	**1155**	**91.7**	**1052**	**83.5**	**926**	**73.5**	**616**	**570**	**92.5**	**521**	**84.6**	**644**	**585**	**90.8**	**531**	**82.5**
Cwm Taf HB																	
Merthyr Tydfil LA	175	161	92.0	144	82.3	133	76.0	89	84	94.4	74	83.1	86	77	89.5	70	81.4
Rhondda Cynon Taff LA	700	658	94.0	600	85.7	577	82.4	335	313	93.4	290	86.6	365	345	94.5	310	84.9
Health Board Total	**875**	**819**	**93.6**	**744**	**85.0**	**710**	**81.1**	**424**	**397**	**93.6**	**364**	**85.8**	**451**	**422**	**93.6**	**380**	**84.3**
Hywel Dda HB																	
Carmarthenshire LA	480	429	89.4	361	75.2	341	71.0	227	206	90.7	170	74.9	253	223	88.1	191	75.5
Ceredigion LA	143	129	90.2	112	78.3	112	78.3	72	67	93.1	55	76.4	71	62	87.3	57	80.3
Pembrokeshire LA	343	306	89.2	261	76.1	78	22.7	160	138	86.3	116	72.5	183	168	91.8	145	79.2
Health Board Total	**966**	**864**	**89.4**	**734**	**76.0**	**531**	**55.0**	**459**	**411**	**89.5**	**341**	**74.3**	**507**	**453**	**89.3**	**393**	**77.5**
Powys Teaching HB	**395**	**343**	**86.8**	**304**	**77.0**	**306**	**77.5**	**193**	**170**	**88.1**	**151**	**78.2**	**202**	**173**	**85.6**	**153**	**75.7**
Unknown	78	52	66.7	46	59.0	42	53.8	37	25	67.6	23	62.2	41	27	65.9	23	56.1
Wales Total	**8828**	**8071**	**91.4**	**7267**	**82.3**	**6595**	**74.7**	**4283**	**3920**	**91.5**	**3555**	**83.0**	**4542**	**4151**	**91.4**	**3712**	**81.7**

*** Teenage booster dose of diphtheria, tetanus and polio (diphtheria used as proxy)**

Table 7. MMR and Td/IPV vaccine uptake in children reaching their 16th birthday between 01/04/12 and 30/06/12 and resident on 30/06/12 (with breakdown of MMR1 and MMR2 coverage by sex).

Area	Resident children	MMR1		MMR2		Teenage 3 in 1 booster*		Resident girls	MMR1 (girls)		MMR2 (girls)		Resident boys	MMR1 (boys)		MMR2 (boys)	
Abertawe Bro Morgannwg University HB	(n)	(n)	(%)	(n)	(%)	(n)	(%)	(n)	(n)	(%)	(n)	(%)	(n)	(n)	(%)	(n)	(%)
Bridgend LA	377	340	90.2	305	80.9	306	81.2	179	165	92.2	147	82.1	198	175	88.4	158	79.8
Neath Port Talbot LA	387	358	92.5	326	84.2	329	85.0	181	166	91.7	152	84.0	206	192	93.2	174	84.5
Swansea LA	645	597	92.6	540	83.7	553	85.7	324	297	91.7	269	83.0	321	300	93.5	271	84.4
Health Board Total	**1409**	**1295**	**91.9**	**1171**	**83.1**	**1188**	**84.3**	**684**	**628**	**91.8**	**568**	**83.0**	**725**	**667**	**92.0**	**603**	**83.2**
Aneurin Bevan HB																	
Blaenau Gwent LA	196	184	93.9	169	86.2	170	86.7	96	88	91.7	81	84.4	100	96	96.0	88	88.0
Caerphilly LA	544	480	88.2	428	78.7	430	79.0	276	241	87.3	212	76.8	268	239	89.2	216	80.6
Monmouthshire LA	307	241	78.5	200	65.1	228	74.3	154	122	79.2	102	66.2	153	119	77.8	98	64.1
Newport LA	481	418	86.9	374	77.8	353	73.4	234	201	85.9	187	79.9	246	217	88.2	187	76.0
Torfaen LA	291	274	94.2	238	81.8	226	77.7	125	121	96.8	104	83.2	166	153	92.2	134	80.7
Health Board Total	**1819**	**1597**	**87.8**	**1409**	**77.5**	**1407**	**77.4**	**885**	**773**	**87.3**	**686**	**77.5**	**933**	**824**	**88.3**	**723**	**77.5**
Betsi Cadwaladr University HB																	
Anglesey LA	196	190	96.9	176	89.8	145	74.0	98	97	99.0	91	92.9	98	93	94.9	85	86.7
Conwy LA	328	321	97.9	302	92.1	264	80.5	174	170	97.7	165	94.8	154	151	98.1	137	89.0
Denbighshire LA	281	270	96.1	254	90.4	236	84.0	126	120	95.2	114	90.5	155	150	96.8	140	90.3
Flintshire LA	414	404	97.6	375	90.6	359	86.7	195	188	96.4	177	90.8	219	216	98.6	198	90.4
Gwynedd LA	287	275	95.8	265	92.3	229	79.8	142	138	97.2	134	94.4	145	137	94.5	131	90.3
Wrexham LA	341	324	95.0	311	91.2	291	85.3	180	169	93.9	165	91.7	161	155	96.3	146	90.7
Health Board Total	**1847**	**1784**	**96.6**	**1683**	**91.1**	**1524**	**82.5**	**915**	**882**	**96.4**	**846**	**92.5**	**932**	**902**	**96.8**	**837**	**89.8**
Cardiff and Vale University HB																	
Cardiff LA	959	875	91.2	799	83.3	680	70.9	472	437	92.6	397	84.1	486	438	90.1	402	82.7
Vale of Glamorgan LA	361	339	93.9	315	87.3	301	83.4	188	181	96.3	169	89.9	173	158	91.3	146	84.4
Health Board Total	**1320**	**1214**	**92.0**	**1114**	**84.4**	**981**	**74.3**	**660**	**618**	**93.6**	**566**	**85.8**	**659**	**596**	**90.4**	**548**	**83.2**
Cwm Taf HB																	
Merthyr Tydfil LA	156	141	90.4	130	83.3	140	89.7	84	76	90.5	70	83.3	72	65	90.3	60	83.3
Rhondda Cynon Taff LA	627	583	93.0	538	85.8	545	86.9	315	292	92.7	279	88.6	312	291	93.3	259	83.0
Health Board Total	**783**	**724**	**92.5**	**668**	**85.3**	**685**	**87.5**	**399**	**368**	**92.2**	**349**	**87.5**	**384**	**356**	**92.7**	**319**	**83.1**
Hywel Dda HB																	
Carmarthenshire LA	518	470	90.7	419	80.9	381	73.6	249	227	91.2	202	81.1	269	243	90.3	217	80.7
Ceredigion LA	169	148	87.6	130	76.9	148	87.6	83	75	90.4	66	79.5	86	73	84.9	64	74.4
Pembrokeshire LA	325	295	90.8	268	82.5	99	30.5	168	157	93.5	145	86.3	157	138	87.9	123	78.3
Health Board Total	**1012**	**913**	**90.2**	**817**	**80.7**	**628**	**62.1**	**500**	**459**	**91.8**	**413**	**82.6**	**512**	**454**	**88.7**	**404**	**78.9**
Powys Teaching HB	**392**	**339**	**86.5**	**293**	**74.7**	**316**	**80.6**	**179**	**157**	**87.7**	**136**	**76.0**	**213**	**182**	**85.4**	**157**	**73.7**
Unknown	55	44	80.0	43	78.2	41	74.5	24	16	66.7	16	66.7	31	28	90.3	27	87.1
Wales Total	**8637**	**7910**	**91.6**	**7198**	**83.3**	**6770**	**78.4**	**4246**	**3901**	**91.9**	**3580**	**84.3**	**4389**	**4009**	**91.3**	**3618**	**82.4**

*** Teenage booster dose of diphtheria, tetanus and polio (diphtheria used as proxy).**

Table 8. Uptake of HPV vaccine in girls reaching appropriate birthdays between 01/09/11 and 31/08/12 and resident in Wales on 30/06/12.

Area	15 years							16 years							17 years						
	Resident girls	1 dose		2 doses		3 doses		Resident girls	1 dose		2 doses		3 doses		Resident girls	1 dose		2 doses		3 doses	
ABM ULHB	(n)	(n)	(%)	(n)	(%)	(n)	(%)	(n)	(n)	(%)	(n)	(%)	(n)	(%)	(n)	(n)	(%)	(n)	(%)	(n)	(%)
Bridgend LA	832	758	91.1	753	90.5	743	89.3	709	639	90.1	636	89.7	630	88.9	713	623	87.4	616	86.4	603	84.6
Neath Port Talbot LA	811	716	88.3	703	86.7	687	84.7	776	720	92.8	714	92.0	708	91.2	804	707	87.9	693	86.2	680	84.6
Swansea LA	1255	1082	86.2	1072	85.4	1055	84.1	1259	1168	92.8	1163	92.4	1153	91.6	1282	1082	84.4	1062	82.8	1020	79.6
Health Board Total	**2898**	**2556**	**88.2**	**2528**	**87.2**	**2485**	**85.7**	**2744**	**2527**	**92.1**	**2513**	**91.6**	**2491**	**90.8**	**2799**	**2412**	**86.2**	**2371**	**84.7**	**2303**	**82.3**
Aneurin Bevan LHB																					
Blaenau Gwent LA	395	372	94.2	367	92.9	358	90.6	409	394	96.3	393	96.1	383	93.6	421	393	93.3	388	92.2	381	90.5
Caerphilly LA	1080	958	88.7	950	88.0	929	86.0	1037	955	92.1	949	91.5	934	90.1	1056	887	84.0	869	82.3	837	79.3
Monmouthshire LA	591	450	76.1	443	75.0	437	73.9	546	415	76.0	413	75.6	333	61.0	507	390	76.9	381	75.1	373	73.6
Newport LA	941	778	82.7	776	82.5	760	80.8	910	773	84.9	767	84.3	728	80.0	991	807	81.4	791	79.8	766	77.3
Torfaen LA	607	549	90.4	548	90.3	542	89.3	552	517	93.7	515	93.3	506	91.7	601	517	86.0	513	85.4	496	82.5
Health Board Total	**3614**	**3107**	**86.0**	**3084**	**85.3**	**3026**	**83.7**	**3454**	**3054**	**88.4**	**3037**	**87.9**	**2884**	**83.5**	**3576**	**2994**	**83.7**	**2942**	**82.3**	**2853**	**79.8**
Betsi Cadwaladr ULHB																					
Anglesey LA	397	337	84.9	333	83.9	324	81.6	387	345	89.1	343	88.6	334	86.3	364	290	79.7	284	78.0	273	75.0
Conwy LA	585	505	86.3	505	86.3	498	85.1	595	533	89.6	532	89.4	527	88.6	603	496	82.3	483	80.1	459	76.1
Denbighshire LA	588	498	84.7	496	84.4	484	82.3	509	477	93.7	470	92.3	461	90.6	564	477	84.6	461	81.7	444	78.7
Flintshire LA	889	788	88.6	784	88.2	777	87.4	867	821	94.7	820	94.6	809	93.3	876	785	89.6	779	88.9	764	87.2
Gwynedd LA	685	571	83.4	566	82.6	563	82.2	626	541	86.4	538	85.9	525	83.9	678	565	83.3	560	82.6	550	81.1
Wrexham LA	655	570	87.0	563	86.0	565	86.3	723	683	94.5	677	93.6	670	92.7	660	567	85.9	556	84.2	554	83.9
Health Board Total	**3799**	**3269**	**86.0**	**3247**	**85.5**	**3211**	**84.5**	**3707**	**3400**	**91.7**	**3380**	**91.2**	**3326**	**89.7**	**3745**	**3180**	**84.9**	**3123**	**83.4**	**3044**	**81.3**
Cardiff & Vale ULHB																					
Cardiff LA	1774	1523	85.9	1478	83.3	1422	80.2	1869	1629	87.2	1609	86.1	1550	82.9	1867	1604	85.9	1560	83.6	1461	78.3
Vale of Glamorgan LA	819	725	88.5	703	85.8	673	82.2	757	698	92.2	694	91.7	663	87.6	792	672	84.8	647	81.7	592	74.7
Health Board Total	**2593**	**2248**	**86.7**	**2181**	**84.1**	**2095**	**80.8**	**2626**	**2327**	**88.6**	**2303**	**87.7**	**2213**	**84.3**	**2659**	**2276**	**85.6**	**2207**	**83.0**	**2053**	**77.2**
Cwm Taf LHB																					
Merthyr Tydfil LA	381	343	90.0	340	89.2	324	85.0	359	340	94.7	339	94.4	334	93.0	347	314	90.5	311	89.6	293	84.4
Rhondda Cynon Taff LA	1322	1213	91.8	1202	90.9	1189	89.9	1289	1204	93.4	1198	92.9	1187	92.1	1286	1148	89.3	1138	88.5	1108	86.2
Health Board Total	**1703**	**1556**	**91.4**	**1542**	**90.5**	**1513**	**88.8**	**1648**	**1544**	**93.7**	**1537**	**93.3**	**1521**	**92.3**	**1633**	**1462**	**89.5**	**1449**	**88.7**	**1401**	**85.8**
Hywel Dda LHB																					
Carmarthenshire LA	991	831	83.9	820	82.7	812	81.9	999	907	90.8	904	90.5	885	88.6	1000	766	76.6	755	75.5	744	74.4
Ceredigion LA	341	272	79.8	270	79.2	266	78.0	303	255	84.2	254	83.8	251	82.8	345	266	77.1	265	76.8	261	75.7
Pembrokeshire LA	674	571	84.7	564	83.7	548	81.3	675	589	87.3	584	86.5	577	85.5	704	526	74.7	512	72.7	475	67.5
Health Board Total	**2006**	**1674**	**83.4**	**1654**	**82.5**	**1626**	**81.1**	**1977**	**1751**	**88.6**	**1742**	**88.1**	**1713**	**86.6**	**2049**	**1558**	**76.0**	**1532**	**74.8**	**1480**	**72.2**
Powys Teaching LHB	**733**	**587**	**80.1**	**587**	**80.1**	**581**	**79.3**	**690**	**603**	**87.4**	**601**	**87.1**	**594**	**86.1**	**733**	**594**	**81.0**	**586**	**79.9**	**578**	**78.9**
Unknown	134	72	53.7	71	53.0	68	50.7	129	88	68.2	88	68.2	85	65.9	151	77	51.0	77	51.0	71	47.0
Wales Total	**17480**	**15069**	**86.2**	**14894**	**85.2**	**14605**	**83.6**	**16975**	**15294**	**90.1**	**15201**	**89.5**	**14827**	**87.3**	**17345**	**14553**	**83.9**	**14287**	**82.4**	**13783**	**79.5**

Table 9. Uptake of BCG immunisation in children reaching their 1st, 2nd, 5th and 16th birthdays between 01/04/12 and 30/06/12 and resident on 30/06/12.

Area	1 yr			2 yrs			5 yrs			16 yrs		
	Resident	BCG Immunised		Resident	BCG Immunised		Resident	BCG Immunised		Resident	BCG Immunised	
Abertawe Bro Morgannwg University	children (n)	(n)	(%)	children (n)	(n)	(%)	children (n)	(n)	(%)	children (n)	(n)	(%)
Bridgend LA	446	15	3.4	352	9	2.6	387	10	2.6	377	3	0.8
Neath Port Talbot LA	384	10	2.6	391	6	1.5	375	6	1.6	387	4	1.0
Swansea LA	617	66	10.7	610	54	8.9	672	59	8.8	645	17	2.6
Health Board Total	**1447**	**91**	**6.3**	**1353**	**69**	**5.1**	**1434**	**75**	**5.2**	**1409**	**24**	**1.7**
Aneurin Bevan												
Blaenau Gwent LA	195	4	2.1	202	6	3.0	178	3	1.7	196	3	1.5
Caerphilly LA	495	10	2.0	524	11	2.1	482	13	2.7	544	2	0.4
Monmouthshire LA	203	4	2.0	210	13	6.2	207	3	1.4	307	4	1.3
Newport LA	486	65	13.4	491	74	15.1	454	53	11.7	481	16	3.3
Torfaen LA	304	5	1.6	283	5	1.8	272	6	2.2	291	0	0.0
Health Board Total	**1683**	**88**	**5.2**	**1710**	**109**	**6.4**	**1593**	**78**	**4.9**	**1819**	**25**	**1.4**
Betsi Cadwalladr University												
Anglesey LA	200	1	0.5	193	3	1.6	189	8	4.2	196	4	2.0
Conwy LA	286	12	4.2	264	6	2.3	264	11	4.2	328	9	2.7
Denbighshire LA	271	11	4.1	259	12	4.6	241	13	5.4	281	16	5.7
Flintshire LA	424	8	1.9	450	10	2.2	429	14	3.3	414	16	3.9
Gwynedd LA	322	12	3.7	313	12	3.8	307	10	3.3	287	4	1.4
Wrexham LA	396	16	4.0	385	22	5.7	398	45	11.3	341	23	6.7
Health Board Total	**1899**	**60**	**3.2**	**1864**	**65**	**3.5**	**1828**	**101**	**5.5**	**1847**	**72**	**3.9**
Cardiff and Vale University												
Cardiff LA	1135	232	20.4	1106	257	23.2	1096	202	18.4	959	97	10.1
Vale of Glamorgan LA	393	19	4.8	361	13	3.6	371	14	3.8	361	11	3.0
Health Board Total	**1528**	**251**	**16.4**	**1467**	**270**	**18.4**	**1467**	**216**	**14.7**	**1320**	**108**	**8.2**
Cwm Taf												
Merthyr Tydfil LA	178	9	5.1	155	8	5.2	149	6	4.0	156	6	3.8
Rhondda Cynon Taff LA	697	25	3.6	667	23	3.4	640	20	3.1	627	6	1.0
Health Board Total	**875**	**34**	**3.9**	**822**	**31**	**3.8**	**789**	**26**	**3.3**	**783**	**12**	**1.5**
Hywel Dda												
Carmarthenshire LA	483	23	4.8	455	18	4.0	472	17	3.6	518	5	1.0
Ceredigion LA	153	15	9.8	166	8	4.8	159	7	4.4	169	3	1.8
Pembrokeshire LA	298	16	5.4	308	7	2.3	320	14	4.4	325	3	0.9
Health Board Total	**934**	**54**	**5.8**	**929**	**33**	**3.6**	**951**	**38**	**4.0**	**1012**	**11**	**1.1**
Powys Teaching Health Board	**329**	**5**	**1.5**	**286**	**8**	**2.8**	**340**	**6**	**1.8**	**392**	**6**	**1.5**
Unknown	35	1	2.9	36	3	8.3	33	1	3.0	55	0	0.0
Wales Total	**8730**	**584**	**6.7**	**8467**	**588**	**6.9**	**8435**	**541**	**6.4**	**8637**	**258**	**3.0**

Data reflects immunisations given and recorded on the NCCHD (following notifications to local Child Health Administration Offices), may be subject to under-reporting. BCG is not a routinely scheduled immunuisation.

Table 10. Uptake of hepatitis B immunisation in children receiving their first dose within seven days of birth, reaching their 1st, 2nd, 5th and 16th birthdays during 01/04/12 and 30/06/12 and resident on 30/06/12, and percentage who are recorded as completing doses 1 to 3.

Area	1yr					2yrs					5yrs					16yrs				
	Resident children	HepB dose 1	HepB dose 2	HepB dose 3	Completed 3 doses	Resident children	HepB dose 1	HepB dose 2	HepB dose 3	Completed 3 doses	Resident children	HepB dose 1	HepB dose 2	HepB dose 3	Completed 3 doses	Resident children	HepB dose 1	HepB dose 2	HepB dose 3	Completed 3 doses
Abertawe Bro Morgannwg University	(n)	(n)	(n)	(n)	(%)	(n)	(n)	(n)	(n)	(%)	(n)	(n)	(n)	(n)	(%)	(n)	(n)	(n)	(n)	(%)
Bridgend LA	446	1	1	1	100.0	352	1	0	0	0.0	387	3	3	2	66.7	377	0	0	0	-
Neath Port Talbot LA	384	1	0	0	0.0	391	0	0	0	-	375	1	1	0	0.0	387	0	0	0	-
Swansea LA	617	5	5	4	80.0	610	6	6	6	100.0	672	7	6	6	85.7	645	0	0	0	-
Health Board Total	**1447**	**7**	**6**	**5**	71.4	**1353**	**7**	**6**	**6**	85.7	**1434**	**11**	**10**	**8**	72.7	**1409**	**0**	**0**	**0**	-
Aneurin Bevan																				
Blaenau Gwent LA	195	0	0	0	-	202	0	0	0	-	178	3	3	3	100.0	196	0	0	0	-
Caerphilly LA	495	3	3	3	100.0	524	1	0	0	0.0	482	1	1	1	100.0	544	1	1	1	100.0
Monmouthshire LA	203	1	1	1	100.0	210	0	0	0	-	207	0	0	0	-	307	0	0	0	-
Newport LA	486	7	4	3	42.9	491	11	8	7	63.6	454	5	5	4	80.0	481	0	0	0	-
Torfaen LA	304	1	1	1	100.0	283	1	1	1	100.0	272	0	0	0	-	291	0	0	0	-
Health Board Total	**1683**	**12**	**9**	**8**	66.7	**1710**	**13**	**9**	**8**	61.5	**1593**	**9**	**9**	**8**	88.9	**1819**	**1**	**1**	**1**	100.0
Betsi Cadwalladr University																				
Anglesey LA	200	0	0	0	-	193	0	0	0	-	189	2	2	2	100.0	196	0	0	0	-
Conwy LA	286	1	1	1	100.0	264	0	0	0	-	264	1	0	0	0.0	328	0	0	0	-
Denbighshire LA	271	0	0	0	-	259	0	0	0	-	241	1	1	1	100.0	281	0	0	0	-
Flintshire LA	424	1	1	1	100.0	450	2	2	2	100.0	429	2	2	2	100.0	414	0	0	0	-
Gwynedd LA	322	0	0	0	-	313	4	4	4	100.0	307	3	3	3	100.0	287	0	0	0	-
Wrexham LA	396	3	3	3	100.0	385	3	3	3	100.0	398	7	7	7	100.0	341	2	2	2	100.0
Health Board Total	**1899**	**5**	**5**	**5**	100.0	**1864**	**9**	**9**	**9**	100.0	**1828**	**16**	**15**	**15**	93.8	**1847**	**2**	**2**	**2**	100.0
Cardiff and Vale University																				
Cardiff LA	1135	23	23	20	87.0	1106	21	20	19	90.5	1096	20	20	18	90.0	959	8	8	7	87.5
Vale of Glamorgan LA	393	0	0	0	-	361	2	2	2	100.0	371	4	4	4	100.0	361	0	0	0	-
Health Board Total	**1528**	**23**	**23**	**20**	87.0	**1467**	**23**	**22**	**21**	91.3	**1467**	**24**	**24**	**22**	91.7	**1320**	**8**	**8**	**7**	87.5
Cwm Taf																				
Merthyr Tydfil LA	178	0	0	0	-	155	2	2	1	50.0	149	1	1	1	100.0	156	1	1	1	100.0
Rhondda Cynon Taff LA	697	1	0	0	0.0	667	0	0	0	-	640	0	0	0	-	627	0	0	0	-
Health Board Total	**875**	**1**	**0**	**0**	0.0	**822**	**2**	**2**	**1**	50.0	**789**	**1**	**1**	**1**	100.0	**783**	**1**	**1**	**1**	100.0
Hywel Dda																				
Carmarthenshire LA	483	3	2	1	33.3	455	2	2	1	50.0	472	5	5	5	100.0	518	0	0	0	-
Ceredigion LA	153	3	2	2	66.7	166	0	0	0	-	159	2	2	2	100.0	169	0	0	0	-
Pembrokeshire LA	298	0	0	0	-	308	1	1	1	100.0	320	3	3	1	33.3	325	0	0	0	-
Health Board Total	**934**	**6**	**4**	**3**	50.0	**929**	**3**	**3**	**2**	66.7	**951**	**10**	**10**	**8**	80.0	**1012**	**0**	**0**	**0**	-
Powys Teaching Health Board	**329**	**0**	**0**	**0**	-	**286**	**5**	**5**	**5**	100.0	**340**	**1**	**1**	**1**	100.0	**392**	**0**	**0**	**0**	-
Unknown	35	0	0	0	-	36	0	0	0	-	33	1	1	1	100.0	55	0	0	0	-
Wales Total	**8730**	**54**	**47**	**41**	**75.9**	**8467**	**62**	**56**	**52**	**83.9**	**8435**	**73**	**71**	**64**	**87.7**	**8637**	**12**	**12**	**11**	**91.7**

Data reflects immunisations given and recorded on the NCCHD (following notifications to local Child Health Administration Offices), may be subject to under-reporting. Hepatitis B is not a routinely scheduled immunisation. Only children who receive the first dose of hepatitis B vaccine within seven days of birth (suggesting high risk status) are included in this table