Vaccine Uptake in Children in Wales July to September 2011

COVER 100: Wales November 2011

Key points

- Uptake of all scheduled immunisations in children less than one year of age exceeded the 95% uptake target this quarter. Twenty Local Authority (LA) areas exceeded the 95% uptake target for the 5 in 1 and MenC vaccines, with 18 achieving 95% uptake for the PCV vaccine.
- Uptake of the first dose of MMR vaccine in two year old children increased to 92% this quarter and ranged by LA from 89% to just below 95%. One LA area achieved the target of 95% uptake.
- Uptake of the second MMR dose by five years of age increased to 88% this quarter, ranging by LA from 84% to 95%.
- Uptake of 4 in 1 pre-school booster in five year old children was 90%, ranging by LA from 84% to 97%.
- Uptake of first dose of Human Papilloma Virus (HPV) vaccine in girls in the 2010-11 School Year 8 was 88% and uptake the complete three dose course was 83%.

These results are for children living in Wales in November 2011 and reaching their first, second, fifth, 15th and 16th birthdays during the quarter 01/07/2011 to 30/09/2011. Uptake of HPV vaccination in girls in the 2010-11 School Year 8 (reaching their 13th birthday between 01/09/2010 and 31/08/2011) is presented, along with coverage in the previous year's School Year 8 group. HPV vaccination protects girls against cervical cancer associated with HPV types 16 and 18. The routine HPV vaccination schedule consists of three doses, usually given to girls in school Year 8 at intervals of one to two months and then six months after the first dose. BCG and hepatitis B immunisation uptake data are also presented here. BCG and hepatitis B immunisations are not part of the routine childhood schedule and are given selectively following risk assessment; further information on circumstances in which these immunisations should be given can be found in Immunisations Against Infectious Disease (The Green Book).

Findings

1. Uptake of all three doses of the combined "5 in 1" DTaP/IPV/Hib[1] vaccine, scheduled at 2, 3 and 4 months of age, in children reaching their first birthday this quarter remained at 96.5%. Uptake in the seven Health Boards ranged from 95.6% to 97.3% and by Local Authority (LA) from 93.7% (Monmouthshire) to 98.9% (Bridgend). Twenty of the 22 LA areas achieved the target 95% uptake (see Figure 2 and Tables 1, 2).
2. National uptake of a completed two dose course of MenC[2] vaccine in children reaching their first birthday this quarter was 96.4% (compared to 96.2% last quarter). Uptake in Health Boards ranged from 95.3% to 97.1% and ranged by LA from 93.7% (Monmouthshire) to 98.7% (Bridgend). Twenty LA areas achieved an uptake in excess of the 95% target (see Tables 1, 2).

[1] DTaP/IPV/Hib vaccine protects against Diphtheria, Tetanus, Pertussis (Whooping Cough), Polio and Hib infection.

[2] Men C vaccine protects against meningitis caused by meningococcus group C infection. PCV protects against pneumococcal meningitis, bacteraemia, pneumonia and otitis media. Children reaching one year of age this quarter have been scheduled for the two dose course of pneumococcal conjugate vaccination (PCV) at two and four months of age and the two dose MenC primary course scheduled at three and four months of age. Children reaching 2 years of age this quarter should have been offered a routine dose of the Hib/ MenC at 12 months and PCV at 13 months.

3. Uptake of a complete two dose primary course of pneumococcal conjugate vaccination (PCV2[2]) in children reaching their first birthday this quarter was 96.1%, an increase of 0.1% from last quarter, ranging by LA from 94.2% (Monmouthshire) to 99.0% (Anglesey). Eighteen LA areas achieved the target 95% uptake (see Table 2).

4. Uptake of the first dose of MMR[3] in children reaching their second birthday (scheduled at 13 months of age) increased to 92.2% this quarter (compared to 91.8% last quarter), ranging by LA from 89.1% (Newport) to 95.1% (Flintshire) (see Figure 3 and Tables 1, 3). One LA area achieved the target of 95% uptake.

5. Uptake of the final dose of Pneumococcal Conjugate Vaccine (PCVf, scheduled at 13 months of age) by the second birthday increased to 93.1% (from 92.8% last quarter). Uptake by LA ranged from 88.9% (Newport) to 95.6% (Denbighshire) (see Tables 1, 3). Four LA areas achieved an uptake in excess of 95%.

6. Uptake of the Hib/MenC booster (given at 12 months of age) in children reaching two years of age during this quarter increased to 94.0% (from 93.8% last quarter), ranging by LA from 92.5% (Monmouthshire) to 96.4% (Anglesey) (see Tables 1, 3). Six LA areas achieved uptakes in excess of 95%.

7. In children reaching five years of age this quarter, uptake of one dose of MMR increased to 94.6% (from 94.2% last quarter) and uptake of two doses also increased to 87.5% (from 85.7% last quarter). Uptake of two doses ranged by Health Board from 84.2% to 90.4% and by LA from 83.8% (Bridgend) to 94.7% (Anglesey) (see Figure 4, Table 4). No LA exceeded 95% uptake for two doses of MMR by five years of age, however four LA areas exceeded 90%.

8. Uptake of the "4 in 1" DTaP/IPV[4] pre-school booster in children reaching their fifth birthday increased to 90.0% this quarter from 88.8% last quarter, ranging by Health Board from 88.1% to 92.3% and by LA from 84.3% (Bridgend) to 96.7% (Anglesey) (Tables 1, 4). One LA area achieved the 95% uptake target; and 11 LA areas had uptakes in excess of 90% (see Figure 5, Table 4).

9. Coverage of a full two dose primary course of MenC in children reaching their fifth birthday this quarter was 94.0% which is an increase of 5.1% from last quarter. Coverage ranged by Health Board from 90.7% to 96.8% and by LA from 88.6% to 97.2%. This group of children would have been scheduled according to the new scheduled (two doses of MenC vaccine at three and four months, with a HibMenC booster at 12-13 months of age).

10. Uptake of one dose of HPV vaccine in girls in the 2010-11 School Year 8 (reaching their 13th birthday between 01/09/2010 and 31/08/2011) was 88.4% (Table 5), uptake of two doses was 86.8% and uptake of three doses was 82.5%. These represent end of year figures for the 2010-11 School Year 8 campaign. Coverage of HPV vaccination in the previous (2009-10 School Year 8) routine campaign group (girls turning 14 years of age during 01/09/10 to 31/08/11) was at 85.7%, 84.7% and 82.7% for one, two and three doses respectively (Table 5).

11. Uptake of two doses of MMR in children reaching 16 years of age this quarter was 83.0% (Table 7), ranging by LA from 68.5% (Monmouthshire) to 94.4% (Wrexham). Uptake of one dose of MMR was 91.8%, ranging by LA from 79.4% (Monmouthshire) to 97.9% (Wrexham). Uptake of a full course (two doses of MMR) of immunisation against rubella in 16 year old girls this quarter was 83.7% and uptake of only one dose was 92.4%.

12. National uptake of the Td/IPV[5] teenage booster in children reaching 16 years of age this quarter was 67.9% (Table 7), ranging by LA from 27.8% (Pembrokeshire) to 86.9% (Merthyr Tydfil).

---

[3] MMR protects against measles, mumps and rubella infections.
[4] DTaP/IPV (and dTaP/IPV) vaccines boost protection against Diphtheria, Tetanus, Pertussis and Polio infection before school entry
[5] Td/IPV boosts protection against Diphtheria, Tetanus and Polio infection before entering adulthood
[6] BCG protects against tuberculosis infection.
[7] Numbers of eligible children for BCG and hep B are not known

13. Coverage of a complete three dose course of HPV vaccine in girls reaching their 15th birthday during 01/09/10 to 31/08/11 (the 2010-11 year 10) is currently 87.2%. Coverage of a complete three dose course of HPV vaccine in girls reaching their 16th birthday during 01/09/10 to 31/08/11 (2010-11 year 11) is currently 79.1%. Coverage of a complete three dose course of HPV vaccine in girls reaching their 17th birthday during 01/09/10 to 31/08/11 (2010-11 year 12) is currently 72.5% (see Table 8).

14. Uptake of BCG[6] immunisation is presented in Table 9. These data are based on notifications of BCG immunisations recorded in the National Community Child Health Database (NCCHD). BCG immunisation has been received by 6.3%, 6.8%, 6.0% and 2.8% of children reaching their first, second, fifth and 16th birthdays (respectively) during quarter 3 2011. Highest proportions of children given BCG by one and two years of age this quarter were seen in Cardiff LA and Newport LA[7].

15. Uptake of hepatitis B immunisation is presented in Table 10. These data are based on reports of hep B immunisations recorded in the National Community Child Health database. Uptake data is only presented for children receiving the first dose of hepatitis B vaccine within seven days of birth. Forty-two, 66 and 74 children reaching their 1st, 2nd and 5th birthdays during quarter 3 2011, respectively, had started hepatitis B immunisation courses in their first week of life. Of these children 78.6%, 75.8% and 83.8% (respectively) were recorded as having completed three doses of the hepatitis B schedule by those birthdays.

Comment

Uptakes of all immunisations in babies under one year of age have exceeded 95% at a national level for three years consecutively now. Uptake of one dose of MMR vaccination in children reaching two years of age and uptake of two doses in children reaching five years of age continued on a positive trend. Although uptake of the four in one preschool booster, which boosts protection for children at school entry age against diphtheria, tetanus, polio and pertussis increased this quarter, there are still large numbers of children throughout Wales that miss out on this vaccination. During 2011 there has been an increase in numbers of pertussis infections in Wales. As at October 23rd there were 37 confirmed cases, compared to 14 for the whole of 2010. Half of the cases confirmed in 2011 have been in children and adults aged 15 years and older, and almost 40% of the confirmed cases were in babies under three months of age. Ensuring that uptake of completed courses of immunisation against pertussis, including the pre-school booster, is important not only in protecting those receiving the immunisation, but also in reducing transmission so that those too young to be immunised are also protected.

This quarter sees COVER report number 100, which means that next quarter the COVER reporting scheme in England and Wales will reach its 25th birthday. The period has seen several new vaccines and increasing vaccine uptake leading to dramatic falls in cases of vaccine preventable childhood diseases. The report in Wales has changed considerably over the years, however the original objectives set out at the start of the scheme in England and Wales by NT Begg, ON Gill and JM White [1,2] remain as appropriate as ever:

1. To improve vaccination cover by providing programme coordinators with timely comparative information.
2. To encourage development and dissemination of quarterly reports within districts.
3. To standardise measurement criteria and thereby facilitate the enhancement of existing software.
4. To rapidly detect local and national changes in vaccination cover.
5. To investigate through ad-hoc enquiries possible reasons for poor performance.

The routine immunisation schedule has also changed considerably since 1987. Children are now protected through immunisation against a wider range of diseases: against cervical cancer caused by Human Papillomavirus types 16 and 18 (added to the schedule in 2008); pneumococcal disease (2006); meningococcal type C disease (1999); and *Haemophilus influenza* type B infection (1992). Immunisation coverage has increased over the last 25 years

and as a result we have seen marked decreases in the incidence and mortality caused by vaccine preventable diseases. Notified cases of measles in Wales fell from 2,329 in 1987 [3] to 118 (with eight laboratory confirmed) in 2010 [4]. During the period 1980-1989 there were 126 deaths from measles in England and Wales [5], however for the period 2000-2008 there were only two acute measles deaths [6]. Cases of Meningitis type C and Hib infection have fallen by over 90% in infants since the vaccines were introduced. During 2005-6 there were more than 1,500 confirmed cases of invasive pneumococcal disease in children aged younger than five year in England and Wales [7] which were caused by seven of the most common pneumococcal serotypes, routine vaccination against these serotypes with the pneumococcal conjugate vaccine was introduced in 2006 and by 2009-10 the number of cases of invasive pneumococcal disease in children aged under five years in England and Wales had fallen to less than 500.

The COVER report continues to support health professionals immunising day to day, Immunisation Coordinators, Public Health Teams, Welsh Government and the public, to ensure as many children as possible in Wales are protected from preventable disease.

If you have any questions or suggestions on COVER reporting in Wales, please contact: surveillance.requests@wales.nhs.uk

References:
[**1**] HPA. *The "COVER" programme for the rapid evaluation of vaccination uptake*. Communicable Disease Report. 1987; Feb:3-6
[**2**] Begg NT, Gill ON and White JM. *COVER (Cover of Vaccination Evaluated Rapidly): Description of the Scheme in England and Wales*. Public Health. 1989; 103:81-89.
[**3**] HPA. NOIDS Report 1987 [HPA Internet] [cited Nov 18]. Available from: http://www.hpa.org.uk/Topics/InfectiousDiseases/InfectionsAZ/NotificationsOfInfectiousDiseases/NOIDSReportsAndTables/NoidsAnnualReports/
[**4**] Public Health Wales. *Surveillance of Vaccine Preventable Disease in Wales – Measles* [Public Health Wales Internet]. [cited Nov 18]. Available from: http://www.wales.nhs.uk/sites3/page.cfm?orgId=457&pid=25444
[**5**] HPA. *Measles – Epidemiological data*. [HPA Internet] [cited Nov 18]. Available from: http://www.hpa.org.uk/Topics/InfectiousDiseases/InfectionsAZ/Measles/EpidemiologicalData/
[**6**] HPA. *Measles – Epidemiological data. Deaths by age group*. [HPA Internet] [cited Nov 23]. Available from: http://www.hpa.org.uk/web/HPAweb&HPAwebStandard/HPAweb_C/1195733811885
[**7**] HPA. *Current Epidemiology of Invasive Pneumococcal Disease (IPD) – In Prevenar 7™*. [HPA Internet] [cited Nov 18]. Available from: http://www.hpa.org.uk/Topics/InfectiousDiseases/InfectionsAZ/Pneumococcal/EpidemiologicalDataPneumococcal/CurrentEpidemiologyPneumococcal/InPrevenar7/

Links
HPV catch-up for young women born between 1 September 1990 and 31 August 1991: http://wales.gov.uk/topics/health/publications/health/ministerial/hpvvaccination/?lang=en
Welsh Health Circular (2005) 081 – MMR immunisation catch-up: http://www.wales.nhs.uk/documents/WHC_2005_081.pdf
Accelerated HPV catch-up for young women born between 1 September 1991 and 31 August 1995 (intranet): http://howis.wales.nhs.uk/sites3/page.cfm?orgid=474&pid=21255
Public Health Wales Vaccination and Immunisation intranet site HPV pages: http://howis.wales.nhs.uk/sites3/page.cfm?orgId=474&pid=21297

Report prepared by Public Health Wales Vaccine Preventable Disease Programme and Communicable Disease Surveillance Centre. *Data for this report was provided by Health Solutions Wales from the National Community Child Health Database (NCCHD). The data was sourced from Community Child Health databases maintained by local Child Health Office staff in Trusts throughout Wales based on regular returns from doctors and nurses who immunise or advise on immunisation. Uptake data presented throughout are for LHB resident population, not for LHB GP practice populations. The maps, graphs and Table 1 are best viewed in colour.*

Figure 1. Percentage uptake of childhood immunisations in Wales, quarter 1 1997 to quarter 3 2011. Data are for: children reaching 1 year of age each quarter for diphtheria, pertussis, Hib, MenC and pneumococcal conjugate vaccine (PCV2), children reaching 2 years of age for MMR1 (first dose) and the Hib MenC booster, and 5 years of age for MMR2 (second dose).

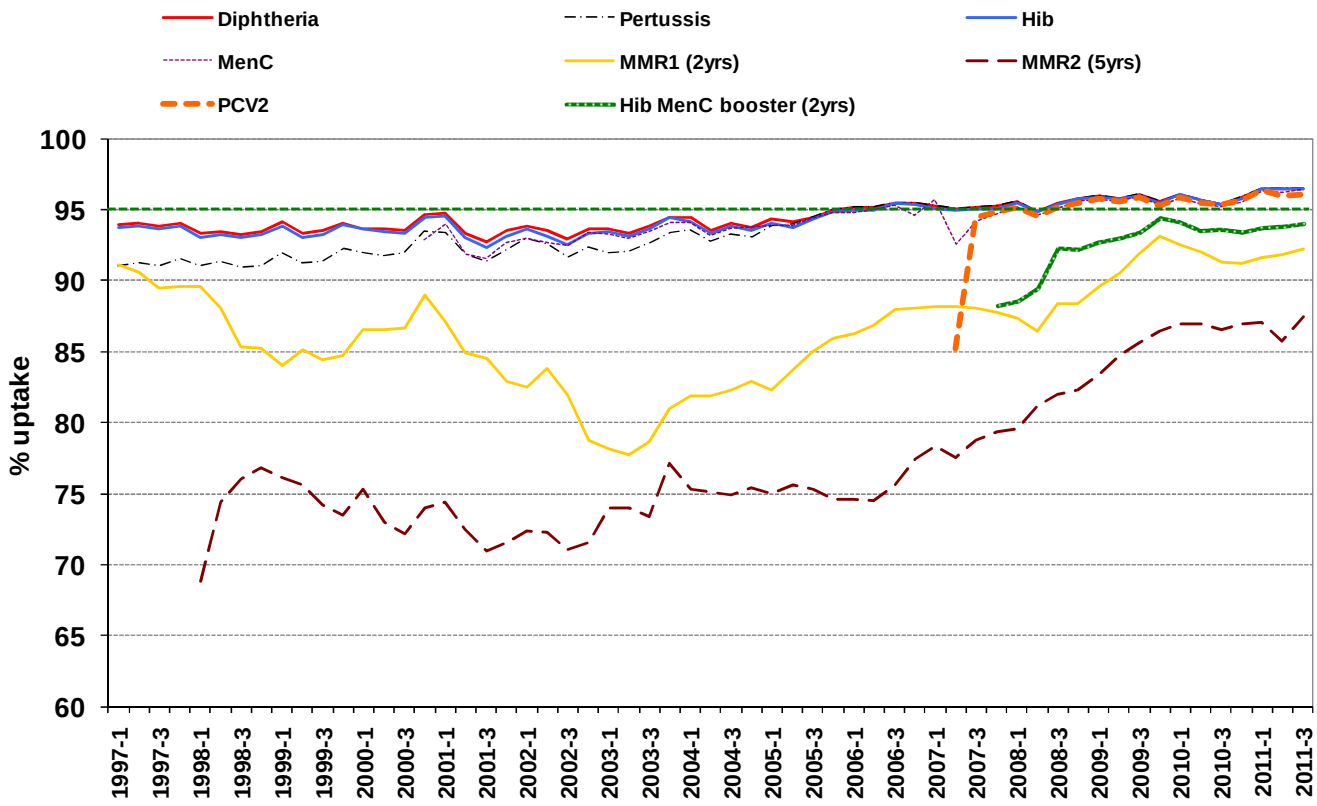

Figure 2. Uptake of 5 in 1 vaccine in Welsh Local Authority areas in children reaching their 1st birthday between 01/07/11 and 30/09/11.

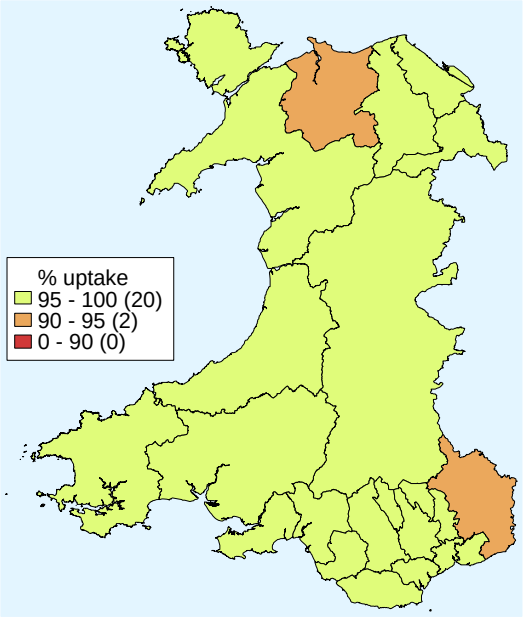

Figure 3. Uptake of at least 1 dose of MMR immunisation in Welsh Local Authority areas in children reaching their 2nd birthday between 01/07/11 and 30/09/11.

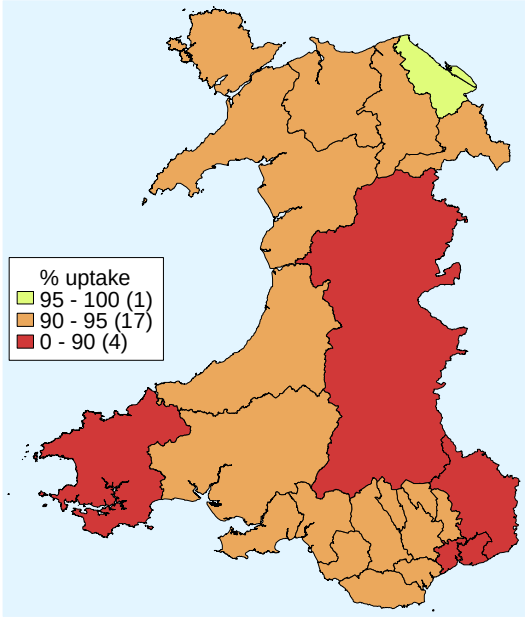

Figure 4. Uptake of two doses of MMR vaccine in Welsh Local Authority areas in children reaching their 5th birthday between 01/07/11 and 30/09/11.

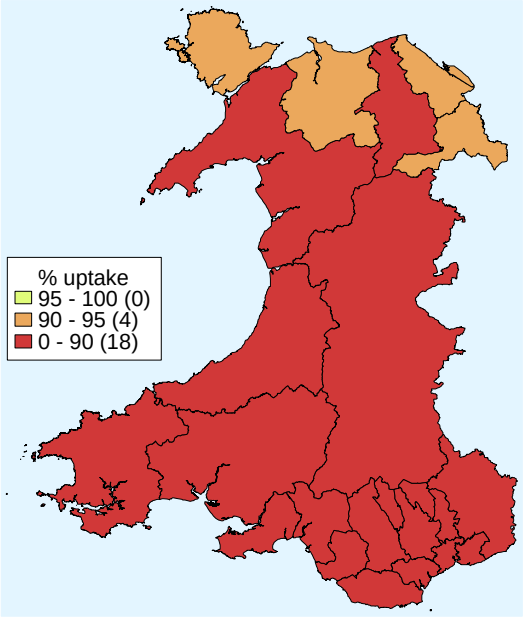

Figure 5. Uptake of 4 in 1 vaccine in Welsh Local Authority areas in children reaching their 5th birthday between 01/07/11 and 30/09/11.

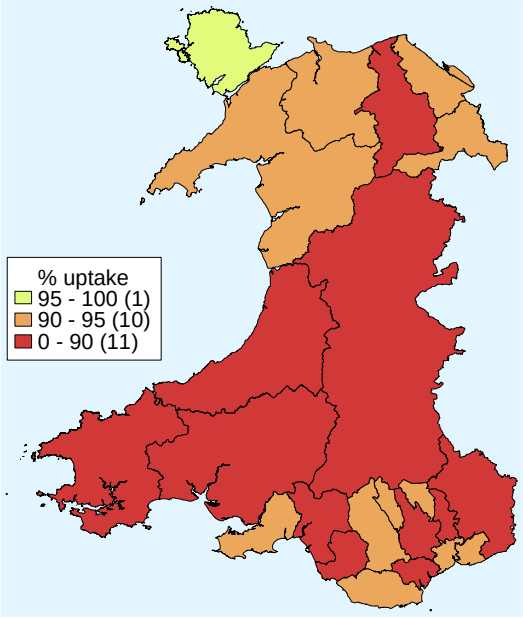

Table1. Summary table with uptake of selected immunisations in resident children reaching their 1st, 2nd, 5th and 16th birthday between 01/07/11 and 30/09/11 and resident on 01/11/2011.

Area	Age 1 year					Age 2 years							Age 5 years					Age 16 years						
	Resident children	5 in 1*		MenC		Resident children	MMR1		PCVf‡		Hib/MenC booster		Resident children	MMR2		4 in 1*		Resident children	MMR1		MMR2		3 in 1 Teenage booster**	
Abertawe Bro Morgannwg University LHB	(n)	(n)	(%)	(n)	(%)	(n)	(n)	(%)	(n)	(%)	(n)	(%)	(n)	(n)	(%)	(n)	(%)	(n)	(n)	(%)	(n)	(%)	(n)	(%)
Bridgend LA	451	446	98.9	445	98.7	407	368	90.4	373	91.6	380	93.4	401	336	83.8	338	84.3	382	356	93.2	324	84.8	297	77.7
Neath Port Talbot LA	403	389	96.5	388	96.3	410	377	92.0	379	92.4	383	93.4	410	345	84.1	363	88.5	446	408	91.5	358	80.3	343	76.9
Swansea LA	709	686	96.8	685	96.6	646	598	92.6	603	93.3	610	94.4	678	594	87.6	617	91.0	689	639	92.7	560	81.3	559	81.1
Health Board Total	**1563**	**1521**	**97.3**	**1518**	**97.1**	**1463**	**1343**	**91.8**	**1355**	**92.6**	**1373**	**93.8**	**1489**	**1275**	**85.6**	**1318**	**88.5**	**1517**	**1403**	**92.5**	**1242**	**81.9**	**1199**	**79.0**
Aneurin Bevan LHB																								
Blaenau Gwent LA	207	203	98.1	203	98.1	193	178	92.2	180	93.3	181	93.8	188	168	89.4	172	91.5	202	189	93.6	179	88.6	71	35.1
Caerphilly LA	556	540	97.1	540	97.1	553	505	91.3	513	92.8	519	93.9	586	520	88.7	525	89.6	478	436	91.2	393	82.2	171	35.8
Monmouthshire LA	223	209	93.7	209	93.7	199	178	89.4	182	91.5	184	92.5	250	219	87.6	222	88.8	267	212	79.4	183	68.5	135	50.6
Newport LA	502	477	95.0	480	95.6	504	449	89.1	448	88.9	467	92.7	426	372	87.3	393	92.3	531	472	88.9	415	78.2	201	37.9
Torfaen LA	275	266	96.7	266	96.7	273	257	94.1	260	95.2	262	96.0	245	215	87.8	220	89.8	318	302	95.0	279	87.7	96	30.2
Health Board Total	**1763**	**1695**	**96.1**	**1698**	**96.3**	**1722**	**1567**	**91.0**	**1583**	**91.9**	**1613**	**93.7**	**1695**	**1494**	**88.1**	**1532**	**90.4**	**1796**	**1611**	**89.7**	**1449**	**80.7**	**674**	**37.5**
Betsi Cadwaladr University LHB																								
Anglesey LA	209	206	98.6	206	98.6	167	154	92.2	157	94.0	161	96.4	152	144	94.7	147	96.7	196	179	91.3	169	86.2	141	71.9
Conwy LA	320	303	94.7	303	94.7	298	273	91.6	273	91.6	280	94.0	336	304	90.5	305	90.8	280	267	95.4	245	87.5	210	75.0
Denbighshire LA	243	233	95.9	233	95.9	250	236	94.4	239	95.6	239	95.6	255	224	87.8	227	89.0	328	309	94.2	278	84.8	273	83.2
Flintshire LA	444	437	98.4	436	98.2	448	426	95.1	428	95.5	428	95.5	431	400	92.8	407	94.4	458	443	96.7	418	91.3	376	82.1
Gwynedd LA	316	307	97.2	305	96.5	334	310	92.8	313	93.7	311	93.1	363	317	87.3	332	91.5	327	313	95.7	295	90.2	249	76.1
Wrexham LA	449	433	96.4	430	95.8	464	435	93.8	439	94.6	434	93.5	427	387	90.6	394	92.3	376	368	97.9	355	94.4	305	81.1
Health Board Total	**1981**	**1919**	**96.9**	**1913**	**96.6**	**1961**	**1834**	**93.5**	**1849**	**94.3**	**1853**	**94.5**	**1964**	**1776**	**90.4**	**1812**	**92.3**	**1965**	**1879**	**95.6**	**1760**	**89.6**	**1554**	**79.1**
Cardiff and Vale University LHB																								
Cardiff LA	1248	1200	96.2	1196	95.8	1124	1041	92.6	1044	92.9	1049	93.3	1047	886	84.6	910	86.9	1024	934	91.2	865	84.5	750	73.2
Vale of Glamorgan LA	355	343	96.6	340	95.8	385	363	94.3	365	94.8	370	96.1	387	347	89.7	361	93.3	380	347	91.3	328	86.3	313	82.4
Health Board Total	**1603**	**1543**	**96.3**	**1536**	**95.8**	**1509**	**1404**	**93.0**	**1409**	**93.4**	**1419**	**94.0**	**1434**	**1233**	**86.0**	**1271**	**88.6**	**1404**	**1281**	**91.2**	**1193**	**85.0**	**1063**	**75.7**
Cwm Taf LHB																								
Merthyr Tydfil LA	187	182	97.3	183	97.9	181	168	92.8	168	92.8	174	96.1	194	170	87.6	175	90.2	183	168	91.8	149	81.4	159	86.9
Rhondda Cynon Taff LA	698	671	96.1	671	96.1	658	614	93.3	620	94.2	620	94.2	719	636	88.5	660	91.8	691	657	95.1	584	84.5	565	81.8
Health Board Total	**885**	**853**	**96.4**	**854**	**96.5**	**839**	**782**	**93.2**	**788**	**93.9**	**794**	**94.6**	**913**	**806**	**88.3**	**835**	**91.5**	**874**	**825**	**94.4**	**733**	**83.9**	**724**	**82.8**
Hywel Dda LHB																								
Carmarthenshire LA	495	478	96.6	477	96.4	492	444	90.2	451	91.7	458	93.1	468	406	86.8	417	89.1	547	494	90.3	423	77.3	386	70.6
Ceredigion LA	200	191	95.5	191	95.5	154	141	91.6	147	95.5	146	94.8	158	135	85.4	139	88.0	193	177	91.7	153	79.3	154	79.8
Pembrokeshire LA	316	304	96.2	303	95.9	315	283	89.8	287	91.1	292	92.7	338	288	85.2	292	86.4	349	306	87.7	288	82.5	97	27.8
Health Board Total	**1011**	**973**	**96.2**	**971**	**96.0**	**961**	**868**	**90.3**	**885**	**92.1**	**896**	**93.2**	**964**	**829**	**86.0**	**848**	**88.0**	**1089**	**977**	**89.7**	**864**	**79.3**	**637**	**58.5**
Powys Teaching LHB	**295**	**282**	**95.6**	**281**	**95.3**	334	300	89.8	313	93.7	311	93.1	304	256	84.2	273	89.8	393	339	86.3	284	72.3	297	75.6
Unknown	33	32	97.0	30	90.9	35	35	100.0	35	100.0	35	100.0	27	24	88.9	23	85.2	78	51	65.4	42	53.8	38	48.7
Wales Total	**9134**	**8818**	**96.5**	**8801**	**96.4**	**8824**	**8133**	**92.2**	**8217**	**93.1**	**8294**	**94.0**	**8790**	**7693**	**87.5**	**7912**	**90.0**	**9116**	**8366**	**91.8**	**7567**	**83.0**	**6186**	**67.9**

* Uptake of pertussis used as proxy
** Uptake of diphtheria (reinforcing booster dose) used as proxy
‡ Children receiving the final dose of PCV

95% and higher
90% to 95%
below 90%

Table 2. Vaccine uptake in children reaching their 1st birthday between 01/07/11 and 30/09/11 and resident on 01/11/2011.

Area	Resident children	D3		T3		P3		Po3		Hib3		MMR1		MenC		PCV2*		HibMenCb	
Abertawe Bro Morgannwg University LHB	(n)	(n)	(%)	(n)	(%)	(n)	(%)	(n)	(%)	(n)	(%)	(n)	(%)	(n)	(%)	(n)	(%)	(n)	(%)
Bridgend LA	451	446	98.9	446	98.9	446	98.9	446	98.9	446	98.9	0	0.0	445	98.7	445	98.7	0	0.0
Neath Port Talbot LA	403	389	96.5	389	96.5	389	96.5	389	96.5	389	96.5	0	0.0	388	96.3	388	96.3	0	0.0
Swansea LA	709	686	96.8	686	96.8	686	96.8	686	96.8	685	96.6	7	1.0	685	96.6	687	96.9	5	0.7
Health Board Total	**1563**	**1521**	**97.3**	**1521**	**97.3**	**1521**	**97.3**	**1521**	**97.3**	**1520**	**97.2**	**7**	**0.4**	**1518**	**97.1**	**1520**	**97.2**	**5**	**0.3**
Aneurin Bevan LHB																			
Blaenau Gwent LA	207	203	98.1	203	98.1	203	98.1	203	98.1	203	98.1	1	0.5	203	98.1	204	98.6	0	0.0
Caerphilly LA	556	540	97.1	540	97.1	540	97.1	540	97.1	540	97.1	2	0.4	540	97.1	539	96.9	1	0.2
Monmouthshire LA	223	209	93.7	209	93.7	209	93.7	209	93.7	209	93.7	0	0.0	209	93.7	210	94.2	0	0.0
Newport LA	502	477	95.0	477	95.0	477	95.0	477	95.0	477	95.0	3	0.6	480	95.6	474	94.4	0	0.0
Torfaen LA	275	266	96.7	266	96.7	266	96.7	266	96.7	266	96.7	1	0.4	266	96.7	264	96.0	1	0.4
Health Board Total	**1763**	**1695**	**96.1**	**1695**	**96.1**	**1695**	**96.1**	**1695**	**96.1**	**1695**	**96.1**	**7**	**0.4**	**1698**	**96.3**	**1691**	**95.9**	**2**	**0.1**
Betsi Cadwaladr University LHB																			
Anglesey LA	209	206	98.6	206	98.6	206	98.6	206	98.6	206	98.6	0	0.0	206	98.6	207	99.0	0	0.0
Conwy LA	320	303	94.7	303	94.7	303	94.7	303	94.7	303	94.7	2	0.6	303	94.7	303	94.7	2	0.6
Denbighshire LA	243	233	95.9	233	95.9	233	95.9	233	95.9	233	95.9	2	0.8	233	95.9	233	95.9	2	0.8
Flintshire LA	444	437	98.4	437	98.4	437	98.4	437	98.4	437	98.4	2	0.5	436	98.2	435	98.0	3	0.7
Gwynedd LA	316	307	97.2	307	97.2	307	97.2	307	97.2	307	97.2	1	0.3	305	96.5	304	96.2	1	0.3
Wrexham LA	449	433	96.4	433	96.4	433	96.4	432	96.2	432	96.2	2	0.4	430	95.8	431	96.0	3	0.7
Health Board Total	**1981**	**1919**	**96.9**	**1919**	**96.9**	**1919**	**96.9**	**1918**	**96.8**	**1918**	**96.8**	**9**	**0.5**	**1913**	**96.6**	**1913**	**96.6**	**11**	**0.6**
Cardiff and Vale University LHB																			
Cardiff LA	1248	1200	96.2	1200	96.2	1200	96.2	1199	96.1	1198	96.0	11	0.9	1196	95.8	1184	94.9	7	0.6
Vale of Glamorgan LA	355	343	96.6	343	96.6	343	96.6	343	96.6	343	96.6	1	0.3	340	95.8	341	96.1	1	0.3
Health Board Total	**1603**	**1543**	**96.3**	**1543**	**96.3**	**1543**	**96.3**	**1542**	**96.2**	**1541**	**96.1**	**12**	**0.7**	**1536**	**95.8**	**1525**	**95.1**	**8**	**0.5**
Cwm Taf LHB																			
Merthyr Tydfil LA	187	182	97.3	182	97.3	182	97.3	182	97.3	182	97.3	3	1.6	183	97.9	182	97.3	3	1.6
Rhondda Cynon Taff LA	698	671	96.1	671	96.1	671	96.1	671	96.1	671	96.1	4	0.6	671	96.1	664	95.1	4	0.6
Health Board Total	**885**	**853**	**96.4**	**853**	**96.4**	**853**	**96.4**	**853**	**96.4**	**853**	**96.4**	**7**	**0.8**	**854**	**96.5**	**846**	**95.6**	**7**	**0.8**
Hywel Dda LHB																			
Carmarthenshire LA	495	478	96.6	478	96.6	478	96.6	478	96.6	477	96.4	2	0.4	477	96.4	472	95.4	3	0.6
Ceredigion LA	200	191	95.5	191	95.5	191	95.5	191	95.5	191	95.5	0	0.0	191	95.5	191	95.5	0	0.0
Pembrokeshire LA	316	304	96.2	304	96.2	304	96.2	304	96.2	304	96.2	1	0.3	303	95.9	304	96.2	0	0.0
Health Board Total	**1011**	**973**	**96.2**	**973**	**96.2**	**973**	**96.2**	**973**	**96.2**	**972**	**96.1**	**3**	**0.3**	**971**	**96.0**	**967**	**95.6**	**3**	**0.3**
Powys Teaching LHB	**295**	**282**	**95.6**	**282**	**95.6**	**282**	**95.6**	**282**	**95.6**	**282**	**95.6**	**13**	**4.4**	**281**	**95.3**	**282**	**95.6**	**13**	**4.4**
Unknown	33	32	97.0	32	97.0	32	97.0	31	93.9	31	93.9	0	0.0	30	90.9	31	93.9	1	3.0
Wales Total	**9134**	**8818**	**96.5**	**8818**	**96.5**	**8818**	**96.5**	**8815**	**96.5**	**8812**	**96.5**	**58**	**0.6**	**8801**	**96.4**	**8775**	**96.1**	**50**	**0.5**

* Full primary 2 dose course of pneumococcal conjugate vaccine

Table 3. Vaccine uptake in children reaching their 2nd birthday between 01/07/11 and 30/09/11 and resident on 01/11/2011.

Area	Resident children	D3		T3		P3		Po3		Hib3		MMR1		MenC*		PCV2**		PCVf***		HibMenCb	
Abertawe Bro Morgannwg University LH	(n)	(n)	(%)	(n)	(%)	(n)	(%)	(n)	(%)	(n)	(%)	(n)	(%)	(n)	(%)	(n)	(%)	(n)	(%)	(n)	(%)
Bridgend LA	407	396	97.3	396	97.3	396	97.3	396	97.3	395	97.1	368	90.4	391	96.1	385	94.6	373	91.6	380	93.4
Neath Port Talbot LA	410	403	98.3	403	98.3	403	98.3	403	98.3	402	98.0	377	92.0	398	97.1	395	96.3	379	92.4	383	93.4
Swansea LA	646	628	97.2	628	97.2	628	97.2	627	97.1	624	96.6	598	92.6	614	95.0	607	94.0	603	93.3	610	94.4
Health Board Total	**1463**	**1427**	**97.5**	**1427**	**97.5**	**1427**	**97.5**	**1426**	**97.5**	**1421**	**97.1**	**1343**	**91.8**	**1403**	**95.9**	**1387**	**94.8**	**1355**	**92.6**	**1373**	**93.8**
Aneurin Bevan LHB																					
Blaenau Gwent LA	193	190	98.4	190	98.4	190	98.4	190	98.4	190	98.4	178	92.2	189	97.9	188	97.4	180	93.3	181	93.8
Caerphilly LA	553	542	98.0	542	98.0	542	98.0	542	98.0	542	98.0	505	91.3	537	97.1	524	94.8	513	92.8	519	93.9
Monmouthshire LA	199	193	97.0	193	97.0	193	97.0	193	97.0	193	97.0	178	89.4	190	95.5	188	94.5	182	91.5	184	92.5
Newport LA	504	481	95.4	481	95.4	481	95.4	480	95.2	480	95.2	449	89.1	471	93.5	465	92.3	448	88.9	467	92.7
Torfaen LA	273	267	97.8	267	97.8	267	97.8	267	97.8	267	97.8	257	94.1	267	97.8	266	97.4	260	95.2	262	96.0
Health Board Total	**1722**	**1673**	**97.2**	**1673**	**97.2**	**1673**	**97.2**	**1672**	**97.1**	**1672**	**97.1**	**1567**	**91.0**	**1654**	**96.1**	**1631**	**94.7**	**1583**	**91.9**	**1613**	**93.7**
Betsi Cadwaladr University LHB																					
Anglesey LA	167	162	97.0	162	97.0	162	97.0	162	97.0	162	97.0	154	92.2	161	96.4	160	95.8	157	94.0	161	96.4
Conwy LA	298	287	96.3	287	96.3	287	96.3	287	96.3	287	96.3	273	91.6	282	94.6	277	93.0	273	91.6	280	94.0
Denbighshire LA	250	245	98.0	245	98.0	245	98.0	245	98.0	245	98.0	236	94.4	244	97.6	234	93.6	239	95.6	239	95.6
Flintshire LA	448	441	98.4	441	98.4	441	98.4	441	98.4	441	98.4	426	95.1	437	97.5	435	97.1	428	95.5	428	95.5
Gwynedd LA	334	324	97.0	324	97.0	324	97.0	324	97.0	324	97.0	310	92.8	314	94.0	315	94.3	313	93.7	311	93.1
Wrexham LA	464	448	96.6	448	96.6	448	96.6	447	96.3	447	96.3	435	93.8	444	95.7	434	93.5	439	94.6	434	93.5
Health Board Total	**1961**	**1907**	**97.2**	**1907**	**97.2**	**1907**	**97.2**	**1906**	**97.2**	**1906**	**97.2**	**1834**	**93.5**	**1882**	**96.0**	**1855**	**94.6**	**1849**	**94.3**	**1853**	**94.5**
Cardiff and Vale University LHB																					
Cardiff LA	1124	1098	97.7	1098	97.7	1098	97.7	1092	97.2	1093	97.2	1041	92.6	1076	95.7	1045	93.0	1044	92.9	1049	93.3
Vale of Glamorgan LA	385	375	97.4	375	97.4	375	97.4	375	97.4	375	97.4	363	94.3	374	97.1	372	96.6	365	94.8	370	96.1
Health Board Total	**1509**	**1473**	**97.6**	**1473**	**97.6**	**1473**	**97.6**	**1467**	**97.2**	**1468**	**97.3**	**1404**	**93.0**	**1450**	**96.1**	**1417**	**93.9**	**1409**	**93.4**	**1419**	**94.0**
Cwm Taf LHB																					
Merthyr Tydfil LA	181	179	98.9	179	98.9	179	98.9	179	98.9	179	98.9	168	92.8	178	98.3	173	95.6	168	92.8	174	96.1
Rhondda Cynon Taff LA	658	645	98.0	645	98.0	645	98.0	645	98.0	645	98.0	614	93.3	641	97.4	632	96.0	620	94.2	620	94.2
Health Board Total	**839**	**824**	**98.2**	**824**	**98.2**	**824**	**98.2**	**824**	**98.2**	**824**	**98.2**	**782**	**93.2**	**819**	**97.6**	**805**	**95.9**	**788**	**93.9**	**794**	**94.6**
Hywel Dda LHB																					
Carmarthenshire LA	492	474	96.3	474	96.3	474	96.3	473	96.1	473	96.1	444	90.2	465	94.5	465	94.5	451	91.7	458	93.1
Ceredigion LA	154	148	96.1	148	96.1	148	96.1	148	96.1	148	96.1	141	91.6	145	94.2	146	94.8	147	95.5	146	94.8
Pembrokeshire LA	315	308	97.8	308	97.8	308	97.8	307	97.5	306	97.1	283	89.8	302	95.9	294	93.3	287	91.1	292	92.7
Health Board Total	**961**	**930**	**96.8**	**930**	**96.8**	**930**	**96.8**	**928**	**96.6**	**927**	**96.5**	**868**	**90.3**	**912**	**94.9**	**905**	**94.2**	**885**	**92.1**	**896**	**93.2**
Powys Teaching LHB	**334**	**327**	**97.9**	**327**	**97.9**	**327**	**97.9**	**327**	**97.9**	**327**	**97.9**	**300**	**89.8**	**320**	**95.8**	**318**	**95.2**	**313**	**93.7**	**311**	**93.1**
Unknown	35	35	100.0	35	100.0	35	100.0	35	100.0	35	100.0	35	100.0	34	97.1	33	94.3	35	100.0	35	100.0
Wales Total	**8824**	**8596**	**97.4**	**8596**	**97.4**	**8596**	**97.4**	**8585**	**97.3**	**8580**	**97.2**	**8133**	**92.2**	**8474**	**96.0**	**8351**	**94.6**	**8217**	**93.1**	**8294**	**94.0**

* Reflects uptake of the completed primary course in this age group
** Full primary 2 dose course of pneumococcal conjugate vaccine
*** Final (booster) dose of pneumococcal conjugate vaccine

Table 4. Vaccine uptake in children reaching their 5th birthday between 01/07/11 and 30/09/11 and resident on 01/11/2011.

Area	Resident children	D3		T3		P3		Po3		Hib3		MenC*		PCVf**		HibMenCb		MMR1		MMR2		D4		T4		aP		Po4	
Abertawe Bro Morgannwg University LHB	(n)	(n)	(%)	(n)	(%)	(n)	(%)	(n)	(%)	(n)	(%)	(n)	(%)	(n)	(%)	(n)	(%)	(n)	(%)	(n)	(%)	(n)	(%)	(n)	(%)	(n)	(%)	(n)	(%)
Bridgend LA	401	390	97.3	390	97.3	390	97.3	389	97.0	389	97.0	383	95.5	341	85.0	363	90.5	378	94.3	336	83.8	338	84.3	338	84.3	338	84.3	337	84.0
Neath Port Talbot LA	410	398	97.1	398	97.1	398	97.1	397	96.8	397	96.8	396	96.6	360	87.8	387	94.4	386	94.1	345	84.1	363	88.5	363	88.5	363	88.5	363	88.5
Swansea LA	678	658	97.1	658	97.1	658	97.1	656	96.8	652	96.2	631	93.1	591	87.2	638	94.1	634	93.5	594	87.6	617	91.0	617	91.0	617	91.0	616	90.9
Health Board Total	**1489**	**1446**	**97.1**	**1446**	**97.1**	**1446**	**97.1**	**1442**	**96.8**	**1438**	**96.6**	**1410**	**94.7**	**1292**	**86.8**	**1388**	**93.2**	**1398**	**93.9**	**1275**	**85.6**	**1318**	**88.5**	**1318**	**88.5**	**1318**	**88.5**	**1316**	**88.4**
Aneurin Bevan LHB																													
Blaenau Gwent LA	188	186	98.9	186	98.9	186	98.9	186	98.9	186	98.9	180	95.7	173	92.0	180	95.7	180	95.7	168	89.4	172	91.5	172	91.5	172	91.5	172	91.5
Caerphilly LA	586	576	98.3	576	98.3	576	98.3	576	98.3	576	98.3	568	96.9	534	91.1	556	94.9	558	95.2	520	88.7	525	89.6	525	89.6	525	89.6	525	89.6
Monmouthshire LA	250	235	94.0	235	94.0	235	94.0	235	94.0	235	94.0	233	93.2	220	88.0	226	90.4	230	92.0	219	87.6	223	89.2	222	88.8	222	88.8	223	89.2
Newport LA	426	409	96.0	409	96.0	409	96.0	409	96.0	407	95.5	398	93.4	379	89.0	393	92.3	405	95.1	372	87.3	393	92.3	393	92.3	393	92.3	393	92.3
Torfaen LA	245	239	97.6	239	97.6	239	97.6	239	97.6	239	97.6	238	97.1	219	89.4	229	93.5	236	96.3	215	87.8	220	89.8	220	89.8	220	89.8	220	89.8
Health Board Total	**1695**	**1645**	**97.1**	**1645**	**97.1**	**1645**	**97.1**	**1645**	**97.1**	**1643**	**96.9**	**1617**	**95.4**	**1525**	**90.0**	**1584**	**93.5**	**1609**	**94.9**	**1494**	**88.1**	**1533**	**90.4**	**1532**	**90.4**	**1532**	**90.4**	**1533**	**90.4**
Betsi Cadwaladr University LHB																													
Anglesey LA	152	148	97.4	148	97.4	148	97.4	148	97.4	148	97.4	141	92.8	134	88.2	143	94.1	150	98.7	144	94.7	147	96.7	147	96.7	147	96.7	147	96.7
Conwy LA	336	327	97.3	327	97.3	327	97.3	327	97.3	326	97.0	318	94.6	303	90.2	319	94.9	323	96.1	304	90.5	305	90.8	305	90.8	305	90.8	305	90.8
Denbighshire LA	255	251	98.4	251	98.4	251	98.4	251	98.4	251	98.4	240	94.1	227	89.0	238	93.3	245	96.1	224	87.8	227	89.0	227	89.0	227	89.0	226	88.6
Flintshire LA	431	426	98.8	426	98.8	426	98.8	425	98.6	425	98.6	419	97.2	396	91.9	409	94.9	420	97.4	400	92.8	407	94.4	407	94.4	407	94.4	406	94.2
Gwynedd LA	363	345	95.0	345	95.0	345	95.0	344	94.8	340	93.7	323	89.0	321	88.4	334	92.0	333	91.7	317	87.3	332	91.5	332	91.5	332	91.5	330	90.9
Wrexham LA	427	418	97.9	418	97.9	418	97.9	417	97.7	417	97.7	405	94.8	392	91.8	401	93.9	412	96.5	387	90.6	394	92.3	394	92.3	394	92.3	394	92.3
Health Board Total	**1964**	**1915**	**97.5**	**1915**	**97.5**	**1915**	**97.5**	**1912**	**97.4**	**1907**	**97.1**	**1846**	**94.0**	**1773**	**90.3**	**1844**	**93.9**	**1883**	**95.9**	**1776**	**90.4**	**1812**	**92.3**	**1812**	**92.3**	**1812**	**92.3**	**1808**	**92.1**
Cardiff and Vale University LHB																													
Cardiff LA	1047	1009	96.4	1008	96.3	1009	96.4	1006	96.1	996	95.1	938	89.6	886	84.6	931	88.9	978	93.4	886	84.6	911	87.0	911	87.0	910	86.9	910	86.9
Vale of Glamorgan LA	387	380	98.2	380	98.2	380	98.2	380	98.2	380	98.2	363	93.8	350	90.4	356	92.0	370	95.6	347	89.7	361	93.3	361	93.3	361	93.3	361	93.3
Health Board Total	**1434**	**1389**	**96.9**	**1388**	**96.8**	**1389**	**96.9**	**1386**	**96.7**	**1376**	**96.0**	**1301**	**90.7**	**1236**	**86.2**	**1287**	**89.7**	**1348**	**94.0**	**1233**	**86.0**	**1272**	**88.7**	**1272**	**88.7**	**1271**	**88.6**	**1271**	**88.6**
Cwm Taf LHB																													
Merthyr Tydfil LA	194	188	96.9	188	96.9	188	96.9	188	96.9	188	96.9	187	96.4	180	92.8	185	95.4	186	95.9	170	87.6	175	90.2	175	90.2	175	90.2	175	90.2
Rhondda Cynon Taff LA	719	709	98.6	709	98.6	709	98.6	708	98.5	708	98.5	697	96.9	657	91.4	680	94.6	685	95.3	636	88.5	660	91.8	660	91.8	660	91.8	660	91.8
Health Board Total	**913**	**897**	**98.2**	**897**	**98.2**	**897**	**98.2**	**896**	**98.1**	**896**	**98.1**	**884**	**96.8**	**837**	**91.7**	**865**	**94.7**	**871**	**95.4**	**806**	**88.3**	**835**	**91.5**	**835**	**91.5**	**835**	**91.5**	**835**	**91.5**
Hywel Dda LHB																													
Carmarthenshire LA	468	456	97.4	456	97.4	456	97.4	451	96.4	450	96.2	440	94.0	386	82.5	425	90.8	444	94.9	406	86.8	417	89.1	417	89.1	417	89.1	416	88.9
Ceredigion LA	158	143	90.5	143	90.5	142	89.9	143	90.5	143	90.5	140	88.6	134	84.8	143	90.5	143	90.5	135	85.4	139	88.0	139	88.0	139	88.0	139	88.0
Pembrokeshire LA	338	324	95.9	324	95.9	323	95.6	324	95.9	322	95.3	314	92.9	293	86.7	307	90.8	314	92.9	288	85.2	293	86.7	293	86.7	292	86.4	293	86.7
Health Board Total	**964**	**923**	**95.7**	**923**	**95.7**	**921**	**95.5**	**918**	**95.2**	**915**	**94.9**	**894**	**92.7**	**813**	**84.3**	**875**	**90.8**	**901**	**93.5**	**829**	**86.0**	**849**	**88.1**	**849**	**88.1**	**848**	**88.0**	**848**	**88.0**
Powys Teaching LHB	**304**	**293**	**96.4**	**293**	**96.4**	**293**	**96.4**	**292**	**96.1**	**289**	**95.1**	**283**	**93.1**	**274**	**90.1**	**277**	**91.1**	**284**	**93.4**	**256**	**84.2**	**273**	**89.8**	**273**	**89.8**	**273**	**89.8**	**273**	**89.8**
Unknown	27	25	92.6	25	92.6	25	92.6	25	92.6	25	92.6	24	88.9	24	88.9	24	88.9	25	92.6	24	88.9	23	85.2	23	85.2	23	85.2	23	85.2
Wales Total	**8790**	**8533**	**97.1**	**8532**	**97.1**	**8531**	**97.1**	**8516**	**96.9**	**8489**	**96.6**	**8259**	**94.0**	**7774**	**88.4**	**8144**	**92.7**	**8319**	**94.6**	**7693**	**87.5**	**7915**	**90.0**	**7914**	**90.0**	**7912**	**90.0**	**7907**	**90.0**

* Complete three dose course, or two doses with the second delivered after 115 days of age

** Final (booster) dose of pneumococcal conjugate vaccine

Table 5. Uptake of HPV vaccine in girls reaching 13 and 14 years of age between 01/09/10 and 31/08/11 and resident in Wales on 01/11/2011.

Area	13 years (School Year 8)*							14 years (School Year 9)						
	Resident	HPV 1 dose		HPV 2 doses		HPV 3 doses		Resident	HPV 1 dose		HPV 2 doses		HPV 3 doses	
Abertawe Bro Morgannwg University LHB	girls (n)	(n)	(%)	(n)	(%)	(n)	(%)	girls (n)	(n)	(%)	(n)	(%)	(n)	(%)
Bridgend LA	789	732	92.8	719	91.1	683	86.6	823	753	91.5	748	90.9	739	89.8
Neath Port Talbot LA	779	731	93.8	720	92.4	695	89.2	800	704	88.0	692	86.5	679	84.9
Swansea LA	1252	1136	90.7	1113	88.9	1058	84.5	1266	1089	86.0	1081	85.4	1056	83.4
Health Board Total	**2820**	**2599**	**92.2**	**2552**	**90.5**	**2436**	**86.4**	**2889**	**2546**	**88.1**	**2521**	**87.3**	**2474**	**85.6**
Aneurin Bevan LHB														
Blaenau Gwent LA	397	363	91.4	353	88.9	347	87.4	392	373	95.2	367	93.6	359	91.6
Caerphilly LA	1047	941	89.9	910	86.9	863	82.4	1073	954	88.9	944	88.0	923	86.0
Monmouthshire LA	494	383	77.5	377	76.3	358	72.5	577	434	75.2	425	73.7	420	72.8
Newport LA	983	837	85.1	826	84.0	797	81.1	939	776	82.6	774	82.4	760	80.9
Torfaen LA	572	514	89.9	511	89.3	496	86.7	608	549	90.3	547	90.0	541	89.0
Health Board Total	**3493**	**3038**	**87.0**	**2977**	**85.2**	**2861**	**81.9**	**3589**	**3086**	**86.0**	**3057**	**85.2**	**3003**	**83.7**
Betsi Cadwaladr University LHB														
Anglesey LA	385	349	90.6	344	89.4	332	86.2	399	341	85.5	335	84.0	324	81.2
Conwy LA	612	532	86.9	530	86.6	506	82.7	582	500	85.9	499	85.7	494	84.9
Denbighshire LA	530	454	85.7	449	84.7	436	82.3	584	481	82.4	479	82.0	468	80.1
Flintshire LA	836	748	89.5	740	88.5	699	83.6	879	782	89.0	776	88.3	761	86.6
Gwynedd LA	617	535	86.7	533	86.4	528	85.6	680	562	82.6	559	82.2	552	81.2
Wrexham LA	718	631	87.9	624	86.9	618	86.1	664	574	86.4	561	84.5	559	84.2
Health Board Total	**3698**	**3249**	**87.9**	**3220**	**87.1**	**3119**	**84.3**	**3788**	**3240**	**85.5**	**3209**	**84.7**	**3158**	**83.4**
Cardiff and Vale University LHB														
Cardiff LA	1837	1617	88.0	1563	85.1	1357	73.9	1773	1526	86.1	1482	83.6	1423	80.3
Vale of Glamorgan LA	746	666	89.3	644	86.3	562	75.3	821	723	88.1	700	85.3	672	81.9
Health Board Total	**2583**	**2283**	**88.4**	**2207**	**85.4**	**1919**	**74.3**	**2594**	**2249**	**86.7**	**2182**	**84.1**	**2095**	**80.8**
Cwm Taf LHB														
Merthyr Tydfil LA	323	296	91.6	293	90.7	288	89.2	368	334	90.8	331	89.9	310	84.2
Rhondda Cynon Taff LA	1311	1214	92.6	1189	90.7	1140	87.0	1337	1223	91.5	1214	90.8	1200	89.8
Health Board Total	**1634**	**1510**	**92.4**	**1482**	**90.7**	**1428**	**87.4**	**1705**	**1557**	**91.3**	**1545**	**90.6**	**1510**	**88.6**
Hywel Dda LHB														
Carmarthenshire LA	955	837	87.6	828	86.7	798	83.6	1010	832	82.4	815	80.7	806	79.8
Ceredigion LA	340	290	85.3	288	84.7	280	82.4	342	270	78.9	268	78.4	265	77.5
Pembrokeshire LA	656	563	85.8	554	84.5	544	82.9	674	571	84.7	562	83.4	543	80.6
Health Board Total	**1951**	**1690**	**86.6**	**1670**	**85.6**	**1622**	**83.1**	**2026**	**1673**	**82.6**	**1645**	**81.2**	**1614**	**79.7**
Powys Teaching LHB	**687**	**567**	**82.5**	**563**	**82.0**	**546**	**79.5**	**744**	**598**	**80.4**	**598**	**80.4**	**591**	**79.4**
Unknown	113	75	66.4	72	63.7	71	62.8	140	82	58.6	81	57.9	78	55.7
Wales Total	**16979**	**15011**	**88.4**	**14743**	**86.8**	**14002**	**82.5**	**17475**	**15031**	**86.0**	**14838**	**84.9**	**14523**	**83.1**

***** Current campaign, immunisation sessions are still underway.

Table 6. MMR and Td/IPV vaccine uptake in children reaching their 15th birthday between 01/07/11 and 30/09/11 and resident on 01/11/2011 (with breakdown of MMR1 and MMR2 coverage by sex).

Area	Resident children	MMR1		MMR2		Teenage 3 in 1 booster*		Resident girls	MMR1 (girls)		MMR2 (girls)		Resident boys	MMR1 (boys)		MMR2 (boys)	
Abertawe Bro Morgannwg University LHB	(n)	(n)	(%)	(n)	(%)	(n)	(%)	(n)	(n)	(%)	(n)	(%)	(n)	(n)	(%)	(n)	(%)
Bridgend LA	372	351	94.4	330	88.7	192	51.6	195	185	94.9	176	90.3	177	166	93.8	154	87.0
Neath Port Talbot LA	449	405	90.2	373	83.1	252	56.1	221	201	91.0	185	83.7	228	204	89.5	188	82.5
Swansea LA	678	583	86.0	508	74.9	387	57.1	322	275	85.4	242	75.2	356	308	86.5	266	74.7
Health Board Total	**1499**	**1339**	**89.3**	**1211**	**80.8**	**831**	**55.4**	**738**	**661**	**89.6**	**603**	**81.7**	**761**	**678**	**89.1**	**608**	**79.9**
Aneurin Bevan LHB																	
Blaenau Gwent LA	213	201	94.4	176	82.6	124	58.2	101	97	96.0	84	83.2	112	104	92.9	92	82.1
Caerphilly LA	608	552	90.8	481	79.1	311	51.2	307	275	89.6	239	77.9	301	277	92.0	242	80.4
Monmouthshire LA	302	247	81.8	213	70.5	157	52.0	152	123	80.9	105	69.1	150	124	82.7	108	72.0
Newport LA	484	425	87.8	385	79.5	246	50.8	240	203	84.6	181	75.4	244	222	91.0	204	83.6
Torfaen LA	304	288	94.7	261	85.9	169	55.6	155	144	92.9	133	85.8	149	144	96.6	128	85.9
Health Board Total	**1911**	**1713**	**89.6**	**1516**	**79.3**	**1007**	**52.7**	**955**	**842**	**88.2**	**742**	**77.7**	**956**	**871**	**91.1**	**774**	**81.0**
Betsi Cadwaladr University LHB																	
Anglesey LA	215	205	95.3	190	88.4	102	47.4	110	105	95.5	100	90.9	105	100	95.2	90	85.7
Conwy LA	318	303	95.3	285	89.6	148	46.5	151	142	94.0	134	88.7	167	161	96.4	151	90.4
Denbighshire LA	278	266	95.7	246	88.5	152	54.7	127	121	95.3	111	87.4	151	145	96.0	135	89.4
Flintshire LA	495	471	95.2	415	83.8	264	53.3	246	236	95.9	208	84.6	249	235	94.4	207	83.1
Gwynedd LA	346	318	91.9	288	83.2	185	53.5	196	183	93.4	166	84.7	150	135	90.0	122	81.3
Wrexham LA	363	342	94.2	321	88.4	215	59.2	180	170	94.4	161	89.4	183	172	94.0	160	87.4
Health Board Total	**2015**	**1905**	**94.5**	**1745**	**86.6**	**1066**	**52.9**	**1010**	**957**	**94.8**	**880**	**87.1**	**1005**	**948**	**94.3**	**865**	**86.1**
Cardiff and Vale University LHB																	
Cardiff LA	1019	925	90.8	846	83.0	685	67.2	472	435	92.2	409	86.7	547	490	89.6	437	79.9
Vale of Glamorgan LA	417	392	94.0	362	86.8	339	81.3	200	184	92.0	172	86.0	217	208	95.9	190	87.6
Health Board Total	**1436**	**1317**	**91.7**	**1208**	**84.1**	**1024**	**71.3**	**672**	**619**	**92.1**	**581**	**86.5**	**764**	**698**	**91.4**	**627**	**82.1**
Cwm Taf LHB																	
Merthyr Tydfil LA	211	188	89.1	163	77.3	132	62.6	111	102	91.9	85	76.6	99	86	86.9	78	78.8
Rhondda Cynon Taff LA	735	698	95.0	632	86.0	399	54.3	346	328	94.8	300	86.7	389	370	95.1	332	85.3
Health Board Total	**946**	**886**	**93.7**	**795**	**84.0**	**531**	**56.1**	**457**	**430**	**94.1**	**385**	**84.2**	**488**	**456**	**93.4**	**410**	**84.0**
Hywel Dda LHB																	
Carmarthenshire LA	513	434	84.6	377	73.5	300	58.5	231	192	83.1	174	75.3	282	242	85.8	203	72.0
Ceredigion LA	184	170	92.4	143	77.7	98	53.3	81	76	93.8	60	74.1	103	94	91.3	83	80.6
Pembrokeshire LA	343	312	91.0	280	81.6	50	14.6	172	161	93.6	150	87.2	171	151	88.3	130	76.0
Health Board Total	**1040**	**916**	**88.1**	**800**	**76.9**	**448**	**43.1**	**484**	**429**	**88.6**	**384**	**79.3**	**556**	**487**	**87.6**	**416**	**74.8**
Powys Teaching LHB	**383**	**338**	**88.3**	**292**	**76.2**	**205**	**53.5**	**181**	**158**	**87.3**	**136**	**75.1**	**202**	**180**	**89.1**	**156**	**77.2**
Unknown	78	52	66.7	44	56.4	27	34.6	35	22	62.9	18	51.4	43	30	69.8	26	60.5
Wales Total	**9308**	**8466**	**91.0**	**7611**	**81.8**	**5139**	**55.2**	**4532**	**4118**	**90.9**	**3729**	**82.3**	**4775**	**4348**	**91.1**	**3882**	**81.3**

*** Teenage booster dose of diphtheria, tetanus and polio (diphtheria used as proxy)**

Table 7. MMR and Td/IPV vaccine uptake in children reaching their 16th birthday between 01/07/11 and 30/09/11 and resident on 01/11/2011 (with breakdown of MMR1 and MMR2 coverage by sex).

Area	Resident children	MMR1		MMR2		Teenage 3 in 1 booster*		Resident girls	MMR1 (girls)		MMR2 (girls)		Resident boys	MMR1 (boys)		MMR2 (boys)	
Abertawe Bro Morgannwg University LHB	(n)	(n)	(%)	(n)	(%)	(n)	(%)	(n)	(n)	(%)	(n)	(%)	(n)	(n)	(%)	(n)	(%)
Bridgend LA	382	356	93.2	324	84.8	297	77.7	183	167	91.3	152	83.1	199	189	95.0	172	86.4
Neath Port Talbot LA	446	408	91.5	358	80.3	343	76.9	228	215	94.3	189	82.9	218	193	88.5	169	77.5
Swansea LA	689	639	92.7	560	81.3	559	81.1	326	313	96.0	272	83.4	363	326	89.8	288	79.3
Health Board Total	**1517**	**1403**	**92.5**	**1242**	**81.9**	**1199**	**79.0**	**737**	**695**	**94.3**	**613**	**83.2**	**780**	**708**	**90.8**	**629**	**80.6**
Aneurin Bevan LHB																	
Blaenau Gwent LA	202	189	93.6	179	88.6	71	35.1	104	98	94.2	92	88.5	98	91	92.9	87	88.8
Caerphilly LA	478	436	91.2	393	82.2	171	35.8	238	215	90.3	198	83.2	240	221	92.1	195	81.3
Monmouthshire LA	267	212	79.4	183	68.5	135	50.6	119	91	76.5	78	65.5	148	121	81.8	105	70.9
Newport LA	531	472	88.9	415	78.2	201	37.9	243	221	90.9	190	78.2	288	251	87.2	225	78.1
Torfaen LA	318	302	95.0	279	87.7	96	30.2	145	134	92.4	122	84.1	173	168	97.1	157	90.8
Health Board Total	**1796**	**1611**	**89.7**	**1449**	**80.7**	**674**	**37.5**	**849**	**759**	**89.4**	**680**	**80.1**	**947**	**852**	**90.0**	**769**	**81.2**
Betsi Cadwaladr University LHB																	
Anglesey LA	196	179	91.3	169	86.2	141	71.9	82	78	95.1	75	91.5	114	101	88.6	94	82.5
Conwy LA	280	267	95.4	245	87.5	210	75.0	138	134	97.1	125	90.6	141	133	94.3	120	85.1
Denbighshire LA	328	309	94.2	278	84.8	273	83.2	170	163	95.9	146	85.9	158	146	92.4	132	83.5
Flintshire LA	458	443	96.7	418	91.3	376	82.1	214	210	98.1	195	91.1	244	233	95.5	223	91.4
Gwynedd LA	327	313	95.7	295	90.2	249	76.1	168	160	95.2	151	89.9	159	153	96.2	144	90.6
Wrexham LA	376	368	97.9	355	94.4	305	81.1	176	174	98.9	169	96.0	200	194	97.0	186	93.0
Health Board Total	**1965**	**1879**	**95.6**	**1760**	**89.6**	**1554**	**79.1**	**948**	**919**	**96.9**	**861**	**90.8**	**1016**	**960**	**94.5**	**899**	**88.5**
Cardiff and Vale University LHB																	
Cardiff LA	1024	934	91.2	865	84.5	750	73.2	494	459	92.9	429	86.8	530	475	89.6	436	82.3
Vale of Glamorgan LA	380	347	91.3	328	86.3	313	82.4	176	166	94.3	163	92.6	204	181	88.7	165	80.9
Health Board Total	**1404**	**1281**	**91.2**	**1193**	**85.0**	**1063**	**75.7**	**670**	**625**	**93.3**	**592**	**88.4**	**734**	**656**	**89.4**	**601**	**81.9**
Cwm Taf LHB																	
Merthyr Tydfil LA	183	168	91.8	149	81.4	159	86.9	90	83	92.2	76	84.4	93	85	91.4	73	78.5
Rhondda Cynon Taff LA	691	657	95.1	584	84.5	565	81.8	339	324	95.6	285	84.1	352	333	94.6	299	84.9
Health Board Total	**874**	**825**	**94.4**	**733**	**83.9**	**724**	**82.8**	**429**	**407**	**94.9**	**361**	**84.1**	**445**	**418**	**93.9**	**372**	**83.6**
Hywel Dda LHB																	
Carmarthenshire LA	547	494	90.3	423	77.3	386	70.6	274	245	89.4	213	77.7	273	249	91.2	210	76.9
Ceredigion LA	193	177	91.7	153	79.3	154	79.8	91	84	92.3	72	79.1	102	93	91.2	81	79.4
Pembrokeshire LA	349	306	87.7	288	82.5	97	27.8	177	146	82.5	137	77.4	172	160	93.0	151	87.8
Health Board Total	**1089**	**977**	**89.7**	**864**	**79.3**	**637**	**58.5**	**542**	**475**	**87.6**	**422**	**77.9**	**547**	**502**	**91.8**	**442**	**80.8**
Powys Teaching LHB	**393**	**339**	**86.3**	**284**	**72.3**	**297**	**75.6**	**187**	**162**	**86.6**	**137**	**73.3**	**205**	**176**	**85.9**	**146**	**71.2**
Unknown	78	51	65.4	42	53.8	38	48.7	35	19	54.3	15	42.9	43	32	74.4	27	62.8
Wales Total	**9116**	**8366**	**91.8**	**7567**	**83.0**	**6186**	**67.9**	**4397**	**4061**	**92.4**	**3681**	**83.7**	**4717**	**4304**	**91.2**	**3885**	**82.4**

*** Teenage booster dose of diphtheria, tetanus and polio (diphtheria used as proxy).**

Table 8. Uptake of HPV vaccine in girls reaching appropriate birthdays between 01/09/10 and 31/08/11 and resident in Wales on 01/11/2011.

Area	15 years							16 years							17 years						
	Resident girls	1 dose		2 doses		3 doses		Resident girls	1 dose		2 doses		3 doses		Resident girls	1 dose		2 doses		3 doses	
ABM ULHB		(n)	(%)	(n)	(%)	(n)	(%)		(n)	(%)	(n)	(%)	(n)	(%)		(n)	(%)	(n)	(%)	(n)	(%)
Bridgend LA	711	642	90.3	639	89.9	633	89.0	710	621	87.5	614	86.5	602	84.8	768	631	82.2	610	79.4	552	71.9
Neath Port Talbot LA	782	724	92.6	718	91.8	711	90.9	807	710	88.0	696	86.2	681	84.4	755	653	86.5	627	83.0	551	73.0
Swansea LA	1259	1166	92.6	1164	92.5	1154	91.7	1278	1079	84.4	1058	82.8	1014	79.3	1304	1046	80.2	1006	77.1	890	68.3
Health Board Total	**2752**	**2532**	**92.0**	**2521**	**91.6**	**2498**	**90.8**	**2795**	**2410**	**86.2**	**2368**	**84.7**	**2297**	**82.2**	**2827**	**2330**	**82.4**	**2243**	**79.3**	**1993**	**70.5**
Aneurin Bevan LHB																					
Blaenau Gwent LA	409	395	96.6	394	96.3	384	93.9	420	393	93.6	388	92.4	381	90.7	443	401	90.5	391	88.3	352	79.5
Caerphilly LA	1041	958	92.0	952	91.5	938	90.1	1052	880	83.7	862	81.9	832	79.1	1096	893	81.5	852	77.7	760	69.3
Monmouthshire LA	544	415	76.3	413	75.9	332	61.0	505	388	76.8	377	74.7	370	73.3	608	450	74.0	435	71.5	386	63.5
Newport LA	905	772	85.3	765	84.5	725	80.1	990	800	80.8	786	79.4	762	77.0	970	749	77.2	718	74.0	597	61.5
Torfaen LA	549	516	94.0	514	93.6	505	92.0	601	518	86.2	512	85.2	496	82.5	653	564	86.4	548	83.9	479	73.4
Health Board Total	**3448**	**3056**	**88.6**	**3038**	**88.1**	**2884**	**83.6**	**3568**	**2979**	**83.5**	**2925**	**82.0**	**2841**	**79.6**	**3770**	**3057**	**81.1**	**2944**	**78.1**	**2574**	**68.3**
Betsi Cadwaladr ULHB																					
Anglesey LA	393	350	89.1	347	88.3	339	86.3	363	287	79.1	281	77.4	271	74.7	386	299	77.5	292	75.6	269	69.7
Conwy LA	592	530	89.5	529	89.4	523	88.3	612	491	80.2	481	78.6	456	74.5	643	517	80.4	510	79.3	480	74.7
Denbighshire LA	510	473	92.7	466	91.4	455	89.2	573	473	82.5	458	79.9	440	76.8	605	481	79.5	462	76.4	420	69.4
Flintshire LA	873	822	94.2	821	94.0	809	92.7	883	785	88.9	779	88.2	764	86.5	894	767	85.8	758	84.8	716	80.1
Gwynedd LA	636	547	86.0	542	85.2	530	83.3	685	573	83.6	567	82.8	554	80.9	681	563	82.7	550	80.8	533	78.3
Wrexham LA	726	683	94.1	677	93.3	670	92.3	662	568	85.8	554	83.7	553	83.5	691	560	81.0	552	79.9	536	77.6
Health Board Total	**3730**	**3405**	**91.3**	**3382**	**90.7**	**3326**	**89.2**	**3778**	**3177**	**84.1**	**3120**	**82.6**	**3038**	**80.4**	**3900**	**3187**	**81.7**	**3124**	**80.1**	**2954**	**75.7**
Cardiff & Vale ULHB																					
Cardiff LA	1851	1632	88.2	1611	87.0	1553	83.9	1857	1603	86.3	1563	84.2	1463	78.8	1866	1566	83.9	1493	80.0	1349	72.3
Vale of Glamorgan LA	755	696	92.2	693	91.8	662	87.7	794	671	84.5	647	81.5	593	74.7	739	621	84.0	593	80.2	525	71.0
Health Board Total	**2606**	**2328**	**89.3**	**2304**	**88.4**	**2215**	**85.0**	**2651**	**2274**	**85.8**	**2210**	**83.4**	**2056**	**77.6**	**2605**	**2187**	**84.0**	**2086**	**80.1**	**1874**	**71.9**
Cwm Taf LHB																					
Merthyr Tydfil LA	365	343	94.0	342	93.7	336	92.1	347	312	89.9	310	89.3	292	84.1	361	314	87.0	312	86.4	301	83.4
Rhondda Cynon Taff LA	1289	1205	93.5	1199	93.0	1185	91.9	1289	1150	89.2	1139	88.4	1108	86.0	1351	1214	89.9	1184	87.6	1125	83.3
Health Board Total	**1654**	**1548**	**93.6**	**1541**	**93.2**	**1521**	**92.0**	**1636**	**1462**	**89.4**	**1449**	**88.6**	**1400**	**85.6**	**1712**	**1528**	**89.3**	**1496**	**87.4**	**1426**	**83.3**
Hywel Dda LHB																					
Carmarthenshire LA	1003	904	90.1	901	89.8	880	87.7	995	761	76.5	749	75.3	736	74.0	1023	796	77.8	776	75.9	705	68.9
Ceredigion LA	304	256	84.2	254	83.6	250	82.2	345	269	78.0	267	77.4	263	76.2	367	265	72.2	260	70.8	253	68.9
Pembrokeshire LA	675	586	86.8	581	86.1	574	85.0	705	526	74.6	511	72.5	474	67.2	767	604	78.7	588	76.7	556	72.5
Health Board Total	**1982**	**1746**	**88.1**	**1736**	**87.6**	**1704**	**86.0**	**2045**	**1556**	**76.1**	**1527**	**74.7**	**1473**	**72.0**	**2157**	**1665**	**77.2**	**1624**	**75.3**	**1514**	**70.2**
Powys Teaching LHB	**690**	**602**	**87.2**	**600**	**87.0**	**595**	**86.2**	**738**	**595**	**80.6**	**586**	**79.4**	**573**	**77.6**	**772**	**597**	**77.3**	**580**	**75.1**	**560**	**72.5**
Unknown	134	86	64.2	86	64.2	83	61.9	169	78	46.2	78	46.2	72	42.6	176	104	59.1	100	56.8	93	52.8
Wales Total	**16996**	**15303**	**89.9**	**15208**	**89.3**	**14826**	**87.0**	**17380**	**14531**	**83.3**	**14263**	**81.8**	**13750**	**78.7**	**17919**	**14655**	**81.6**	**14197**	**79.0**	**12988**	**72.0**

Table 9. Uptake of BCG immunisation in children reaching their 1st, 2nd, 5th and 16th birthdays between 01/07/11 and 30/09/11 and resident on 01/11/2011.

Area	1 yr			2 yrs			5 yrs			16 yrs		
	Resident children	BCG Immunised (n)	BCG Immunised (%)	Resident children	BCG Immunised (n)	BCG Immunised (%)	Resident children	BCG Immunised (n)	BCG Immunised (%)	Resident children	BCG Immunised (n)	BCG Immunised (%)
Abertawe Bro Morgannwg University												
Bridgend LA	451	11	2.4	407	10	2.5	401	12	3.0	382	4	1.0
Neath Port Talbot LA	403	11	2.7	410	13	3.2	410	8	2.0	446	5	1.1
Swansea LA	709	74	10.4	646	70	10.8	678	55	8.1	689	14	2.0
Health Board Total	**1563**	**96**	**6.1**	**1463**	**93**	**6.4**	**1489**	**75**	**5.0**	**1517**	**23**	**1.5**
Aneurin Bevan												
Blaenau Gwent LA	207	4	1.9	193	5	2.6	188	3	1.6	202	0	0.0
Caerphilly LA	556	10	1.8	553	7	1.3	586	8	1.4	478	1	0.2
Monmouthshire LA	223	9	4.0	199	8	4.0	250	6	2.4	267	4	1.5
Newport LA	502	63	12.5	504	67	13.3	426	51	12.0	531	8	1.5
Torfaen LA	275	5	1.8	273	3	1.1	245	5	2.0	318	1	0.3
Health Board Total	**1763**	**91**	**5.2**	**1722**	**90**	**5.2**	**1695**	**73**	**4.3**	**1796**	**14**	**0.8**
Betsi Cadwalladr University												
Anglesey LA	209	5	2.4	167	6	3.6	152	6	3.9	196	2	1.0
Conwy LA	320	11	3.4	298	7	2.3	336	17	5.1	280	16	5.7
Denbighshire LA	243	8	3.3	250	11	4.4	255	9	3.5	328	3	0.9
Flintshire LA	444	10	2.3	448	14	3.1	431	13	3.0	458	34	7.4
Gwynedd LA	316	14	4.4	334	9	2.7	363	9	2.5	327	7	2.1
Wrexham LA	449	21	4.7	464	39	8.4	427	38	8.9	376	14	3.7
Health Board Total	**1981**	**69**	**3.5**	**1961**	**86**	**4.4**	**1964**	**92**	**4.7**	**1965**	**76**	**3.9**
Cardiff and Vale University												
Cardiff LA	1248	228	18.3	1124	235	20.9	1047	206	19.7	1024	98	9.6
Vale of Glamorgan LA	355	17	4.8	385	18	4.7	387	22	5.7	380	14	3.7
Health Board Total	**1603**	**245**	**15.3**	**1509**	**253**	**16.8**	**1434**	**228**	**15.9**	**1404**	**112**	**8.0**
Cwm Taf												
Merthyr Tydfil LA	187	11	5.9	181	11	6.1	194	1	0.5	183	4	2.2
Rhondda Cynon Taff LA	698	15	2.1	658	19	2.9	719	24	3.3	691	9	1.3
Health Board Total	**885**	**26**	**2.9**	**839**	**30**	**3.6**	**913**	**25**	**2.7**	**874**	**13**	**1.5**
Hywel Dda												
Carmarthenshire LA	495	23	4.6	492	20	4.1	468	13	2.8	547	5	0.9
Ceredigion LA	200	9	4.5	154	8	5.2	158	6	3.8	193	8	4.1
Pembrokeshire LA	316	7	2.2	315	11	3.5	338	7	2.1	349	3	0.9
Health Board Total	**1011**	**39**	**3.9**	**961**	**39**	**4.1**	**964**	**26**	**2.7**	**1089**	**16**	**1.5**
Powys Teaching Health Board	**295**	**4**	**1.4**	**334**	**8**	**2.4**	**304**	**6**	**2.0**	**393**	**3**	**0.8**
Unknown	33	3	9.1	35	0	0.0	27	3	11.1	78	2	2.6
Wales Total	**9134**	**573**	**6.3**	**8824**	**599**	**6.8**	**8790**	**528**	**6.0**	**9116**	**259**	**2.8**

Data reflects immunisations given and recorded on the NCCHD (following notifications to local Child Health Administration Offices), may be subject to under-reporting. BCG is not a routinely scheduled immunuisation.

Table 10. Uptake of hepatitis B immunisation in children receiving their first dose within seven days of birth, reaching their 1st, 2nd, 5th and 16th birthdays during 01/07/11 and 30/09/11 and resident on 01/11/2011, and percentage who are recorded as completing doses 1 to 3.

Area	1yr					2yrs					5yrs					16yrs				
	Resident children	HepB dose 1	HepB dose 2	HepB dose 3	Completed 3 doses	Resident children	HepB dose 1	HepB dose 2	HepB dose 3	Completed 3 doses	Resident children	HepB dose 1	HepB dose 2	HepB dose 3	Completed 3 doses	Resident children	HepB dose 1	HepB dose 2	HepB dose 3	Completed 3 doses
	(n)	(n)	(n)	(n)	(%)	(n)	(n)	(n)	(n)	(%)	(n)	(n)	(n)	(n)	(%)	(n)	(n)	(n)	(n)	(%)
Abertawe Bro Morgannwg University																				
Bridgend LA	451	0	0	0	-	407	1	1	1	100.0	401	2	2	2	100.0	382	0	0	0	-
Neath Port Talbot LA	403	0	0	0	-	410	1	1	1	100.0	410	0	0	0	-	446	0	0	0	-
Swansea LA	709	7	7	7	100.0	646	10	8	8	80.0	678	9	9	5	55.6	689	2	2	2	100.0
Health Board Total	**1563**	**7**	**7**	**7**	**100.0**	**1463**	**12**	**10**	**10**	**83.3**	**1489**	**11**	**11**	**7**	**63.6**	**1517**	**2**	**2**	**2**	**100.0**
Aneurin Bevan																				
Blaenau Gwent LA	207	0	0	0	-	193	0	0	0	-	188	2	2	2	100.0	202	0	0	0	-
Caerphilly LA	556	1	1	1	100.0	553	0	0	0	-	586	3	3	3	100.0	478	0	0	0	-
Monmouthshire LA	223	2	1	1	50.0	199	4	2	0	0.0	250	3	3	3	100.0	267	0	0	0	-
Newport LA	502	2	2	2	100.0	504	5	5	2	40.0	426	5	5	4	80.0	531	0	0	0	-
Torfaen LA	275	0	0	0	-	273	0	0	0	-	245	0	0	0	-	318	0	0	0	-
Health Board Total	**1763**	**5**	**4**	**4**	**80.0**	**1722**	**9**	**7**	**2**	**22.2**	**1695**	**13**	**13**	**12**	**92.3**	**1796**	**0**	**0**	**0**	-
Betsi Cadwalladr University																				
Anglesey LA	209	0	0	0	-	167	0	0	0	-	152	1	1	0	0.0	196	0	0	0	-
Conwy LA	320	3	3	0	0.0	298	2	2	2	100.0	336	1	1	0	0.0	280	0	0	0	-
Denbighshire LA	243	0	0	0	-	250	1	1	1	100.0	255	0	0	0	-	328	0	0	0	-
Flintshire LA	444	1	1	1	100.0	448	2	2	2	100.0	431	1	1	1	100.0	458	0	0	0	-
Gwynedd LA	316	0	0	0	-	334	7	7	6	85.7	363	3	3	3	100.0	327	1	1	0	0.0
Wrexham LA	449	2	2	2	100.0	464	6	6	5	83.3	427	5	5	5	100.0	376	0	0	0	-
Health Board Total	**1981**	**6**	**6**	**3**	**50.0**	**1961**	**18**	**18**	**16**	**88.9**	**1964**	**11**	**11**	**9**	**81.8**	**1965**	**1**	**1**	**0**	**0.0**
Cardiff and Vale University																				
Cardiff LA	1248	21	21	17	81.0	1124	17	15	12	70.6	1047	22	20	19	86.4	1024	5	3	2	40.0
Vale of Glamorgan LA	355	0	0	0	-	385	1	1	1	100.0	387	1	1	1	100.0	380	0	0	0	-
Health Board Total	**1603**	**21**	**21**	**17**	**81.0**	**1509**	**18**	**16**	**13**	**72.2**	**1434**	**23**	**21**	**20**	**87.0**	**1404**	**5**	**3**	**2**	**40.0**
Cwm Taf																				
Merthyr Tydfil LA	187	0	0	0	-	181	1	1	1	100.0	194	0	0	0	-	183	0	0	0	-
Rhondda Cynon Taff LA	698	0	0	0	-	658	1	1	1	100.0	719	5	5	5	100.0	691	1	0	0	0.0
Health Board Total	**885**	**0**	**0**	**0**	**-**	**839**	**2**	**2**	**2**	**100.0**	**913**	**5**	**5**	**5**	**100.0**	**874**	**1**	**0**	**0**	**0.0**
Hywel Dda																				
Carmarthenshire LA	495	0	0	0	-	492	6	6	6	100.0	468	2	2	2	100.0	547	1	0	0	0.0
Ceredigion LA	200	2	1	1	50.0	154	1	1	1	100.0	158	1	0	0	0.0	193	0	0	0	-
Pembrokeshire LA	316	1	1	1	100.0	315	0	0	0	-	338	3	3	3	100.0	349	0	0	0	-
Health Board Total	**1011**	**3**	**2**	**2**	**66.7**	**961**	**7**	**7**	**7**	100.0	**964**	**6**	**5**	**5**	**83.3**	**1089**	**1**	**0**	**0**	**0.0**
Powys Teaching Health Board	**295**	**0**	**0**	**0**	-	**334**	**0**	**0**	**0**	-	**304**	**4**	**4**	**3**	**75.0**	**393**	**0**	**0**	**0**	-
Unknown	33	0	0	0	-	35	0	0	0	-	27	1	1	1	100.0	78	0	0	0	-
Wales Total	**9134**	**42**	**40**	**33**	**78.6**	**8824**	**66**	**60**	**50**	**75.8**	**8790**	**74**	**71**	**62**	**83.8**	**9116**	**10**	**6**	**4**	**40.0**

Data reflects immunisations given and recorded on the NCCHD (following notifications to local Child Health Administration Offices), may be subject to under-reporting. Hepatitis B is not a routinely scheduled immunisation. Only children who receive the first dose of hepatitis B vaccine within seven days of birth (suggesting high risk status) are included in this table