# Vaccine Uptake in Children in Wales July to September 2012

COVER 104: Wales November 2012

GIG CYMRU NHS WALES | Iechyd Cyhoeddus Cymru Public Health Wales

**Key points**

- Uptake of all scheduled immunisations in children less than one year of age exceeded the 95% uptake target this quarter. Nineteen Local Authority (LA) areas exceeded the 95% uptake target for the 5 in 1, with 17 achieving 95% uptake for all routine immunisations in one year olds.
- Uptake of the first dose of MMR vaccine in two year old children was 94% and ranged by LA from 92% to 97%. Eight LA areas and one Health Board achieved the target of 95% uptake.
- Uptake of the second MMR dose by five years of age remained stable at 89% this quarter, ranging by LA from 86% to 94%.
- Uptake of 4 in 1 pre-school booster in five year old children was 91%, ranging by LA from 88% to 95%.
- Uptake of first dose of Human Papilloma Virus (HPV) vaccine in girls in the 2011-12 School Year 8 was 89%, uptake of the second dose was 87% and uptake of the third and final dose is currently 81%.
- Coverage of one dose of MMR vaccine in 16 year olds this quarter was 91% and coverage of a completed two dose course was 83%.

These results are for children living in Wales in September 2012 and reaching their first, second, fifth, 15th and 16th birthdays during the quarter 01/07/2012 to 30/09/2012. Uptake of HPV vaccination in girls in the 2011-12 School Year 8 (reaching their 13th birthday between 01/09/2011 and 31/08/2012) is presented, along with coverage in the previous year's School Year 8 group. HPV vaccination protects girls against cervical cancer associated with HPV types 16 and 18. The routine HPV vaccination schedule consists of three doses, usually given to girls in school Year 8 at intervals of one to two months and then six months after the first dose. BCG and hepatitis B immunisation uptake data are also presented here. BCG and hepatitis B immunisations are not part of the routine childhood schedule and are given selectively following risk assessment; further information on circumstances in which these immunisations should be given can be found in: Immunisations Against Infectious Disease (The Green Book, available from http://immunisation.dh.gov.uk/category/the-green-book/).

## Findings

**1.** Uptake of all three doses of the combined "5 in 1" DTaP/IPV/Hib[1] vaccine, scheduled at 2, 3 and 4 months of age, in children reaching their first birthday this quarter was 96.4% (compared to 96.0% last quarter). Uptake in the seven Health Boards ranged from 94.9% to 97.1% and by Local Authority (LA) from 94.4% (Merthyr Tydfil) to 98.8% (Torfaen). Nineteen of the 22 LA areas achieved the target 95% uptake (see Figure 3 and Tables 1, 2).

[1] DTaP/IPV/Hib vaccine protects against Diphtheria, Tetanus, Pertussis (Whooping Cough), Polio and Hib infection.

[2] Men C vaccine protects against meningitis caused by meningococcus group C infection. PCV protects against pneumococcal meningitis, bacteraemia, pneumonia and otitis media. Children reaching one year of age this quarter have been scheduled for the two dose course of pneumococcal conjugate vaccination (PCV) at two and four months of age and the two dose MenC primary course scheduled at three and four months of age. Children reaching 2 years of age this quarter should have been offered a routine dose of the Hib/ MenC at 12 months and PCV at 13 months.

2. National uptake of a completed two dose course of MenC[2] vaccine in children reaching their first birthday this quarter was 96.2% (compared to 95.9% last quarter). Uptake in Health Boards ranged from 94.5% to 97.0% and ranged by LA from 94.2% (Cardiff) to 98.8% (Torfaen). Seventeen LA areas achieved an uptake in excess of the 95% target (see Tables 1, 2).

3. Uptake of a complete two dose primary course of pneumococcal conjugate vaccination (PCV2[2]) in children reaching their first birthday this quarter was 96.0%, an increase of 0.5% from last quarter, ranging by LA from 93.7% (Cardiff) to 98.5% (Torfaen). Eighteen LA areas achieved the target 95% uptake (see Table 2).

4. Uptake of the first dose of MMR[3] in children reaching their second birthday (scheduled at 13 months of age) decreased to 94.2% this quarter (compared to 94.5% last quarter), ranging by LA from 91.9% (Neath Port Talbot) to 97.1% (Denbighsire) (see Figure 4 and Tables 1, 3). One health board (Betsi Cadwaladr University HB) and eight LA areas achieved the target of 95% uptake.

5. Uptake of the final dose of Pneumococcal Conjugate Vaccine (PCVf, scheduled at 13 months of age) by the second birthday decreased to 95.1% (from 95.4% last quarter). Uptake by LA ranged from 92.3% (Carmarthenshire) to 98.0% (Denbighshire) (see Tables 1, 3). Thirteen LA areas achieved an uptake in excess of 95%.

6. Uptake of the Hib/MenC booster (given at 12 months of age) in children reaching two years of age during this quarter remained stable at 94.5%, ranging by LA from 92.1% (Carmarthenshire) to 97.8% (Flintshire) (see Tables 1, 3). Eight LA areas achieved uptakes in excess of 95%.

7. In children reaching five years of age this quarter, uptake of one dose of MMR remained stable at 95.6%, as did uptake of two doses at 89.1%. Uptake of two doses ranged by Health Board from 86.4% to 91.8% and by LA from 85.6% (Bridgend) to 93.9% (Wrexham) (see Figure 5, Table 4). No LA area (exceeded 95% uptake for two doses of MMR by five years of age but nine LA areas exceeded 90%.

8. Uptake of the "4 in 1" DTaP/IPV[4] pre-school booster in children reaching their fifth birthday decreased to 90.8% this quarter (from 91.2% last quarter), ranging by Health Board from 89.3% to 92.8% and by LA from 87.8% (Monmouthshire) to 94.9% (Wrexham) (Tables 1, 4). No LA areas achieved the 95% uptake target; but 16 LA areas had uptakes in excess of 90% (see Figure 6, Table 4).

9. Coverage of a full two dose primary course of MenC in children reaching their fifth birthday this quarter was 94.7% (compared to 94.8% last quarter). Coverage ranged by Health Board from 92.4% to 96.7% and by LA from 89.6% to 97.6%. This group of children would have been scheduled according to the new schedule (two doses of MenC vaccine at three and four months, with a HibMenC booster at 12-13 months of age).

10. Uptake of one dose of HPV vaccine in girls in the 2011-12 School Year 8 (reaching their 13th birthday between 01/09/2011 and 31/08/2012) was 88.9% (Table 5), uptake of two doses was 87.3% and uptake of three doses was 80.6%. Data entry for the third dose may not to have been complete when data for this report were extracted as a result uptake for the third dose is expected to increase. Coverage of HPV vaccination in the previous (2010-11) School Year 9 routine campaign group (girls turning 14 years of age during 01/09/11 to 31/08/12) was at 89.1%, 88.3% and 86.2% for one, two and three doses respectively (Table 5).

11. Coverage of two doses of MMR in children reaching 16 years of age this quarter was 82.7% (Table 7), ranging by LA from 69.8% (Monmouthshire) to 93.0% (Conwy). Uptake of one dose of MMR was 91.4%, ranging by LA from 81.2% (Monmouthshire) to 97.7% (Anglesey). Uptake of a full course (two doses of MMR) of immunisation against rubella in 16 year old girls this quarter was 83.2% and uptake of only one dose was 91.3%.

**12.** National uptake of the Td/IPV[5] teenage booster in children reaching 16 years of age this quarter was 78. 2% (Table 7), ranging by LA from 28.8% (Pembrokeshire) to 88.0% (Ceredigion).

**13.** Coverage of a complete three dose course of HPV vaccine in girls reaching their 15th birthday during 01/09/11 to 31/08/12 (the 2011-12 year 10) is currently 83.7%. Coverage of a complete three dose course of HPV vaccine in girls reaching their 16th birthday during 01/09/11 to 31/08/12 (2011-12 year 11) is currently 87.4%. Coverage of a complete three dose course of HPV vaccine in girls reaching their 17th birthday during 01/09/11 to 31/08/12 (2011-12 year 12) is currently 79.6% (see Table 8).

**14.** Uptake of BCG[6] immunisation is presented in Table 9. These data are based on notifications of BCG immunisations recorded in the National Community Child Health Database (NCCHD). BCG immunisation has been received by 6.7%, 6.7%, 6.8% and 3.1% of children reaching their first, second, fifth and 16th birthdays (respectively) during quarter three 2012. Highest proportions of children given BCG by one and two years of age this quarter were seen in Cardiff LA, Newport LA and Swansea LA [7].

**15.** Uptake of hepatitis B immunisation, recorded through the Child Health System is presented in Table 10. These data are based on reports of hep B immunisations recorded in the National Community Child Health database. Uptake data is only presented for children receiving the first dose of hepatitis B vaccine within seven days of birth. Fifty-one, 55 and 83 children reaching their 1st, 2nd and 5th birthdays during quarter two 2012, respectively, had started hepatitis B immunisation courses in their first week of life. Of these children 66.7%, 74.5% and 75.9% (respectively) were recorded as having completed three doses of the hepatitis B schedule by those birthdays.

---

[3] MMR protects against measles, mumps and rubella infections.

[4] DTaP/IPV (and dTaP/IPV) vaccines boost protection against Diphtheria, Tetanus, Pertussis and Polio infection before school entry

[5] Td/IPV boosts protection against Diphtheria, Tetanus and Polio infection before entering adulthood

[6] BCG protects against tuberculosis infection.

[7] Numbers of eligible children for BCG and hep B are not known

## Comment

Uptake of all routine immunisations scheduled for babies in their first year of life again exceeded 95% this quarter. Uptake of the final dose of Pneumococcal Conjugate Vaccine, scheduled for babies in the second year of life, exceeded 95% this quarter and uptake of the first dose of MMR and the HibMenC booster, also scheduled for babies in their second year were just short of 95%.

Recent increases in numbers of confirmed pertussis cases in Wales continue. Between the start of 2012 and the end of September there were 185 confirmed cases in Wales, this is more than double the number of cases seen during 2011. Although the majority of cases confirmed in 2012 have been aged 15 years and older, there have also been 20 cases aged younger than three months [1]. During the same time, in England and Wales as a whole, there have been 6,121 confirmed cases and 10 deaths in infants aged younger than three months [2].

In order to protect babies too young to receive their first vaccination, it is now recommended that pregnant women should be vaccinated against pertussis, ideally after week 28 of their pregnancy. The purpose of this temporary vaccination programme is to boost immunity in pregnant women so that pertussis specific antibodies are passed to their unborn babies, to protect them until they can receive their first routine immunisations at eight weeks of age. In addition to this campaign, ensuring that babies receive their first vaccinations on time (due at eight weeks of age) remains extremely important in preventing pertussis infection in the very young, where it is most serious.

**[1]** Public Health Wales Health Protection Division. Pertussis in Wales: 1998-2012. Public Health Wales; 2012 [cited 10 August 2012] available from:
**http://www.wales.nhs.uk/sites3/page.cfm?orgid=457&pid=58100#Pertussis_in_Wales:_1998-2012**
**[2]** Health Protection Agency. Whooping cough outbreak continues (press release – 23 October 2012). Available from:
**http://www.hpa.org.uk/webw/HPAweb&HPAwebStandard/HPAweb_C/1317136696186**

***For further information on pertussis vaccination in pregnancy see:***

Public Health Wales Internet Site: **http://www.wales.nhs.uk/sitesplus/888/page/43691**
Public Health Wales Vaccine Preventable Disease Programme information for health professionals (NHS only): http://howis.wales.nhs.uk/sites3/page.cfm?orgid=474&pid=52934

**Report prepared by Public Health Wales Vaccine Preventable Disease Programme and Communicable Disease Surveillance Centre.**

Data for this report was provided by NHS Wales Informatics Service from the National Community Child Health Database (NCCHD). The data was sourced from Community Child Health databases maintained by local Child Health Office staff in Trusts throughout Wales based on regular returns from doctors and nurses who immunise or advise on immunisation. Uptake data presented throughout are for LHB resident population, not for LHB GP practice populations. The maps, graphs and Table 1 are best viewed in colour.

**Suggested citation for this report:**
Public Health Wales Health Protection Division. Vaccine uptake in Children in Wales, July to September 2012: COVER report 104, November 2012. Cardiff, Public Health Wales.

If you have any questions or suggestions on COVER reporting in Wales, please contact:
surveillance.requests@wales.nhs.uk

**Figure 1.** Percentage uptake of childhood immunisations in Wales, quarter 1 1997 to quarter 3 2012. Data are for children reaching 1 year of age each quarter for diphtheria, pertussis, Hib, MenC and pneumococcal conjugate vaccine (PCV2), children reaching 2 years of age for MMR1 (first dose) and the Hib MenC booster, and 5 years of age for MMR2 (second dose).

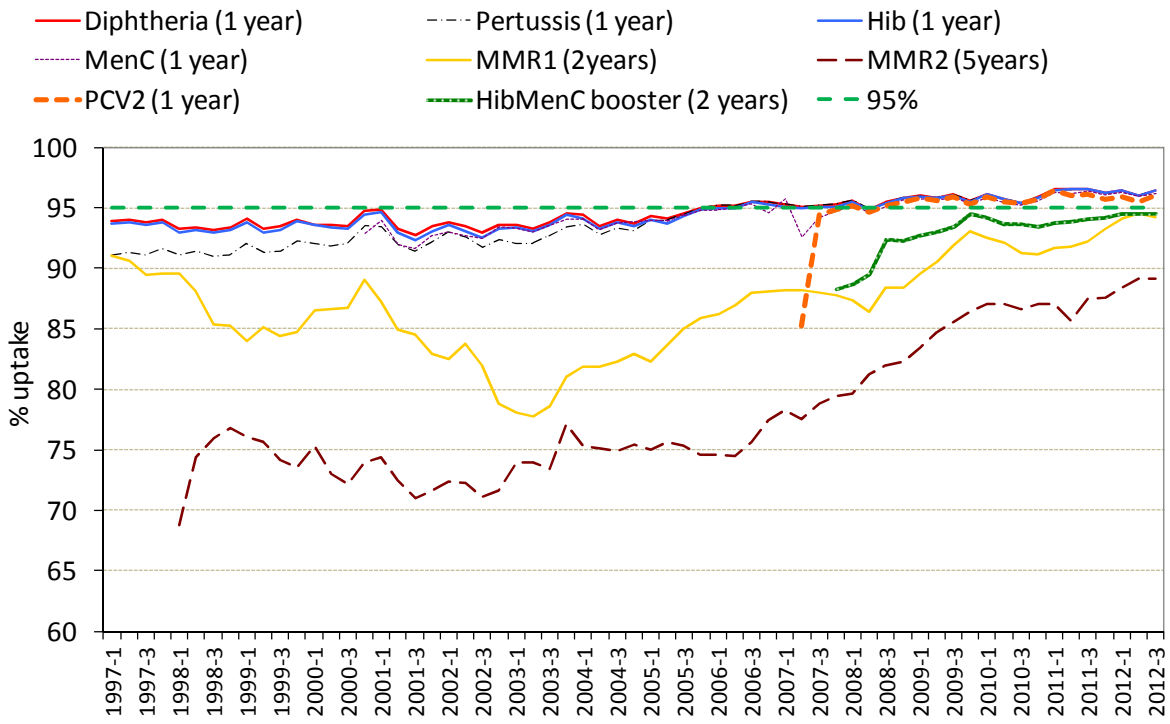


**Figure 2.** Summary of uptake rates for selected immunisations in resident children reaching their 1st, 2nd, 5th and 16th birthday between 01/07/12 and 30/09/12 and resident on 30/09/12.

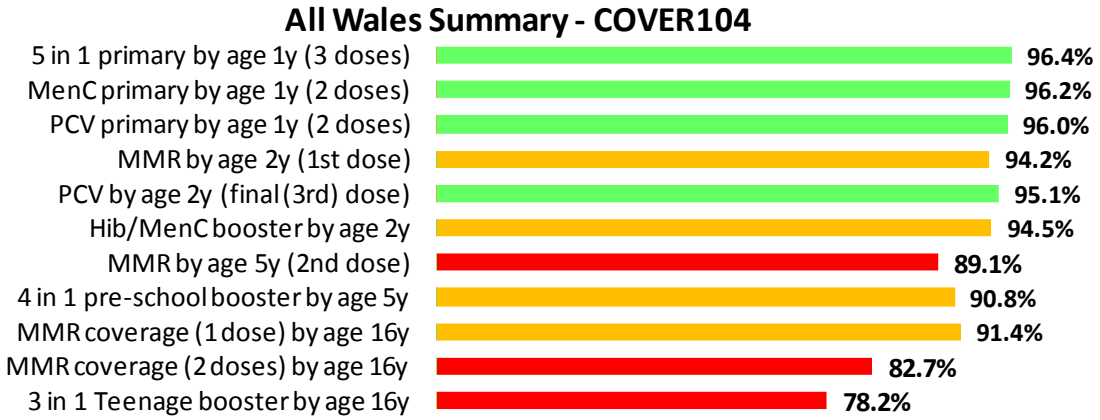

**Figure 3.** Uptake of 5 in 1 vaccine in Welsh Local Authority areas in children reaching their 1st birthday between 01/07/12 and 30/09/12.

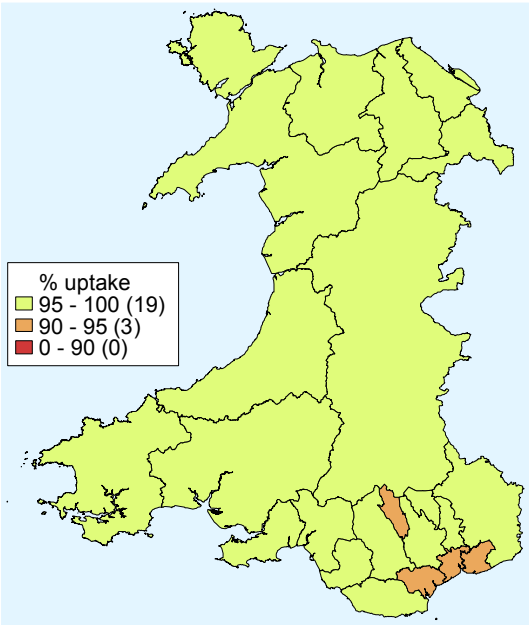


**Figure 4.** Uptake of at least 1 dose of MMR immunisation in Welsh Local Authority areas in children reaching their 2nd birthday between 01/07/12 and 30/09/12.

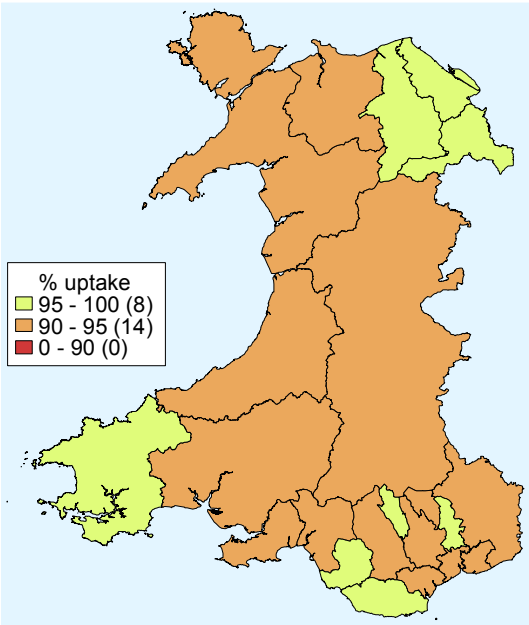


**Figure 5.** Uptake of two doses of MMR vaccine in Welsh Local Authority areas in children reaching their 5th birthday between 01/07/12 and 30/09/12.

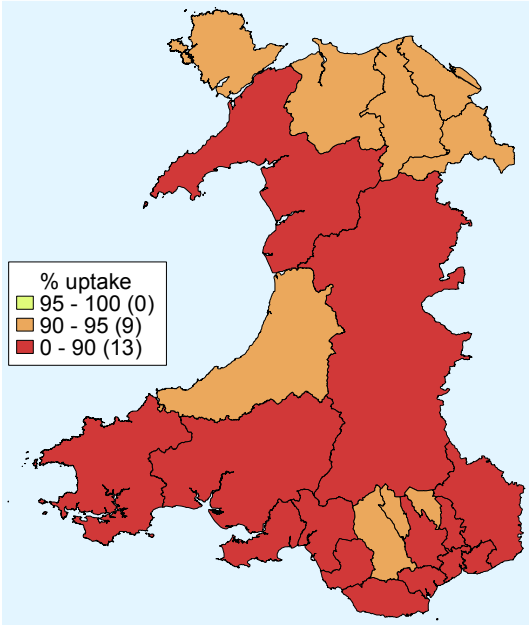


**Figure 6.** Uptake of 4 in 1 vaccine in Welsh Local Authority areas in children reaching their 5th birthday between 01/07/12 and 30/09/12.

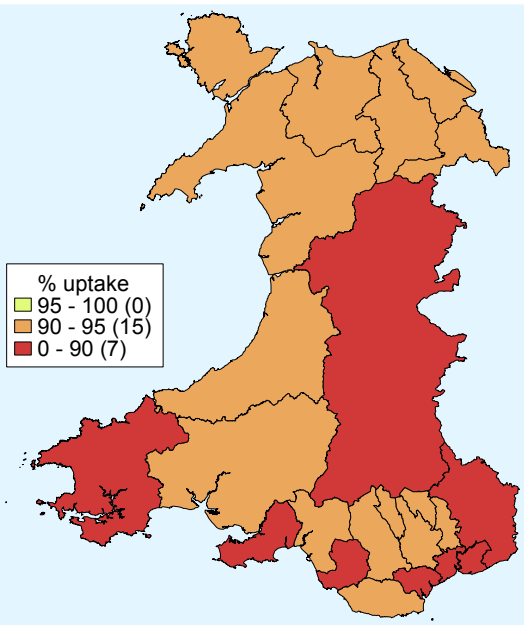

**Table1.** Summary table with uptake of selected immunisations in resident children reaching their 1st, 2nd, 5th and 16th birthday between 01/07/12 and 30/09/12 and resident on 30/09/12.

| Area | Age 1 year | | | | | Age 2 years | | | | | | | Age 5 years | | | | | Age 16 years | | | | | | |
|---|---|---|---|---|---|---|---|---|---|---|---|---|---|---|---|---|---|---|---|---|---|---|---|---|
| | Resident children | 5 in 1* | | MenC | | Resident children | MMR1 | | PCVf‡ | | Hib/MenC booster | | Resident children | MMR2 | | 4 in 1* | | Resident children | MMR1 | | MMR2 | | 3 in 1 Teenage booster** | |
| **Abertawe Bro Morgannwg University LHB** | (n) | (n) | (%) | (n) | (%) | (n) | (n) | (%) | (n) | (%) | (n) | (%) | (n) | (n) | (%) | (n) | (%) | (n) | (n) | (%) | (n) | (%) | (n) | (%) |
| Bridgend LA | 418 | 403 | 96.4 | 402 | 96.2 | 462 | 441 | 95.5 | 443 | 95.9 | 444 | 96.1 | 438 | 375 | 85.6 | 385 | 87.9 | 371 | 353 | 95.1 | 333 | 89.8 | 313 | 84.4 |
| Neath Port Talbot LA | 366 | 356 | 97.3 | 356 | 97.3 | 419 | 385 | 91.9 | 394 | 94.0 | 394 | 94.0 | 409 | 358 | 87.5 | 373 | 91.2 | 449 | 404 | 90.0 | 373 | 83.1 | 376 | 83.7 |
| Swansea LA | 735 | 716 | 97.4 | 715 | 97.3 | 701 | 653 | 93.2 | 670 | 95.6 | 664 | 94.7 | 687 | 593 | 86.3 | 612 | 89.1 | 679 | 583 | 85.9 | 509 | 75.0 | 559 | 82.3 |
| **Health Board Total** | **1519** | **1475** | **97.1** | **1473** | **97.0** | **1582** | **1479** | **93.5** | **1507** | **95.3** | **1502** | **94.9** | **1534** | **1326** | **86.4** | **1370** | **89.3** | **1499** | **1340** | **89.4** | **1215** | **81.1** | **1248** | **83.3** |
| **Aneurin Bevan LHB** | | | | | | | | | | | | | | | | | | | | | | | | |
| Blaenau Gwent LA | 195 | 192 | 98.5 | 192 | 98.5 | 205 | 190 | 92.7 | 194 | 94.6 | 193 | 94.1 | 216 | 202 | 93.5 | 204 | 94.4 | 214 | 200 | 93.5 | 176 | 82.2 | 188 | 87.9 |
| Caerphilly LA | 545 | 528 | 96.9 | 527 | 96.7 | 558 | 524 | 93.9 | 527 | 94.4 | 529 | 94.8 | 501 | 446 | 89.0 | 454 | 90.6 | 608 | 551 | 90.6 | 479 | 78.8 | 483 | 79.4 |
| Monmouthshire LA | 208 | 199 | 95.7 | 197 | 94.7 | 224 | 207 | 92.4 | 212 | 94.6 | 208 | 92.9 | 229 | 199 | 86.9 | 201 | 87.8 | 308 | 250 | 81.2 | 215 | 69.8 | 221 | 71.8 |
| Newport LA | 469 | 445 | 94.9 | 445 | 94.9 | 501 | 475 | 94.8 | 479 | 95.6 | 470 | 93.8 | 487 | 418 | 85.8 | 430 | 88.3 | 487 | 428 | 87.9 | 388 | 79.7 | 343 | 70.4 |
| Torfaen LA | 246 | 243 | 98.8 | 243 | 98.8 | 281 | 270 | 96.1 | 270 | 96.1 | 269 | 95.7 | 270 | 242 | 89.6 | 245 | 90.7 | 308 | 288 | 93.5 | 261 | 84.7 | 252 | 81.8 |
| **Health Board Total** | **1663** | **1607** | **96.6** | **1604** | **96.5** | **1769** | **1666** | **94.2** | **1682** | **95.1** | **1669** | **94.3** | **1703** | **1507** | **88.5** | **1534** | **90.1** | **1925** | **1717** | **89.2** | **1519** | **78.9** | **1487** | **77.2** |
| **Betsi Cadwaladr University LHB** | | | | | | | | | | | | | | | | | | | | | | | | |
| Anglesey LA | 200 | 195 | 97.5 | 195 | 97.5 | 222 | 210 | 94.6 | 212 | 95.5 | 210 | 94.6 | 208 | 190 | 91.3 | 192 | 92.3 | 214 | 209 | 97.7 | 196 | 91.6 | 167 | 78.0 |
| Conwy LA | 278 | 269 | 96.8 | 269 | 96.8 | 318 | 299 | 94.0 | 301 | 94.7 | 295 | 92.8 | 296 | 268 | 90.5 | 270 | 91.2 | 315 | 305 | 96.8 | 293 | 93.0 | 259 | 82.2 |
| Denbighshire LA | 257 | 249 | 96.9 | 249 | 96.9 | 244 | 237 | 97.1 | 239 | 98.0 | 234 | 95.9 | 256 | 231 | 90.2 | 232 | 90.6 | 287 | 280 | 97.6 | 258 | 89.9 | 240 | 83.6 |
| Flintshire LA | 407 | 395 | 97.1 | 395 | 97.1 | 446 | 432 | 96.9 | 434 | 97.3 | 436 | 97.8 | 479 | 447 | 93.3 | 453 | 94.6 | 494 | 480 | 97.2 | 442 | 89.5 | 417 | 84.4 |
| Gwynedd LA | 353 | 338 | 95.8 | 337 | 95.5 | 323 | 304 | 94.1 | 308 | 95.4 | 306 | 94.7 | 325 | 291 | 89.5 | 295 | 90.8 | 346 | 325 | 93.9 | 306 | 88.4 | 283 | 81.8 |
| Wrexham LA | 448 | 434 | 96.9 | 435 | 97.1 | 448 | 428 | 95.5 | 436 | 97.3 | 427 | 95.3 | 395 | 371 | 93.9 | 375 | 94.9 | 365 | 350 | 95.9 | 328 | 89.9 | 308 | 84.4 |
| **Health Board Total** | **1943** | **1880** | **96.8** | **1880** | **96.8** | **2001** | **1910** | **95.5** | **1930** | **96.5** | **1908** | **95.4** | **1959** | **1798** | **91.8** | **1817** | **92.8** | **2021** | **1949** | **96.4** | **1823** | **90.2** | **1674** | **82.8** |
| **Cardiff and Vale University LHB** | | | | | | | | | | | | | | | | | | | | | | | | |
| Cardiff LA | 1165 | 1102 | 94.6 | 1097 | 94.2 | 1230 | 1150 | 93.5 | 1149 | 93.4 | 1145 | 93.1 | 1132 | 999 | 88.3 | 1015 | 89.7 | 1005 | 914 | 90.9 | 838 | 83.4 | 723 | 71.9 |
| Vale of Glamorgan LA | 375 | 359 | 95.7 | 359 | 95.7 | 370 | 356 | 96.2 | 355 | 95.9 | 352 | 95.1 | 397 | 355 | 89.4 | 360 | 90.7 | 415 | 390 | 94.0 | 361 | 87.0 | 348 | 83.9 |
| **Health Board Total** | **1540** | **1461** | **94.9** | **1456** | **94.5** | **1600** | **1506** | **94.1** | **1504** | **94.0** | **1497** | **93.6** | **1529** | **1354** | **88.6** | **1375** | **89.9** | **1420** | **1304** | **91.8** | **1199** | **84.4** | **1071** | **75.4** |
| **Cwm Taf LHB** | | | | | | | | | | | | | | | | | | | | | | | | |
| Merthyr Tydfil LA | 196 | 185 | 94.4 | 185 | 94.4 | 180 | 173 | 96.1 | 174 | 96.7 | 174 | 96.7 | 180 | 165 | 91.7 | 169 | 93.9 | 211 | 189 | 89.6 | 162 | 76.8 | 171 | 81.0 |
| Rhondda Cynon Taff LA | 747 | 730 | 97.7 | 729 | 97.6 | 693 | 654 | 94.4 | 666 | 96.1 | 660 | 95.2 | 759 | 691 | 91.0 | 697 | 91.8 | 734 | 698 | 95.1 | 633 | 86.2 | 611 | 83.2 |
| **Health Board Total** | **943** | **915** | **97.0** | **914** | **96.9** | **873** | **827** | **94.7** | **840** | **96.2** | **834** | **95.5** | **939** | **856** | **91.2** | **866** | **92.2** | **945** | **887** | **93.9** | **795** | **84.1** | **782** | **82.8** |
| **Hywel Dda LHB** | | | | | | | | | | | | | | | | | | | | | | | | |
| Carmarthenshire LA | 491 | 475 | 96.7 | 471 | 95.9 | 509 | 470 | 92.3 | 470 | 92.3 | 469 | 92.1 | 494 | 441 | 89.3 | 450 | 91.1 | 503 | 432 | 85.9 | 377 | 75.0 | 394 | 78.3 |
| Ceredigion LA | 163 | 158 | 96.9 | 157 | 96.3 | 198 | 184 | 92.9 | 188 | 94.9 | 186 | 93.9 | 164 | 148 | 90.2 | 152 | 92.7 | 184 | 171 | 92.9 | 146 | 79.3 | 162 | 88.0 |
| Pembrokeshire LA | 333 | 318 | 95.5 | 314 | 94.3 | 318 | 305 | 95.9 | 304 | 95.6 | 299 | 94.0 | 330 | 289 | 87.6 | 295 | 89.4 | 337 | 306 | 90.8 | 274 | 81.3 | 97 | 28.8 |
| **Health Board Total** | **987** | **951** | **96.4** | **942** | **95.4** | **1025** | **959** | **93.6** | **962** | **93.9** | **954** | **93.1** | **988** | **878** | **88.9** | **897** | **90.8** | **1024** | **909** | **88.8** | **797** | **77.8** | **653** | **63.8** |
| **Powys Teaching LHB** | **308** | **293** | **95.1** | **294** | **95.5** | 304 | 281 | 92.4 | 284 | 93.4 | 283 | 93.1 | 330 | 287 | 87.0 | 297 | 90.0 | 384 | 337 | 87.8 | 292 | 76.0 | 309 | 80.5 |
| Unknown | 34 | 32 | 94.1 | 32 | 94.1 | 26 | 24 | 92.3 | 24 | 92.3 | 24 | 92.3 | 49 | 40 | 81.6 | 42 | 85.7 | 72 | 49 | 68.1 | 42 | 58.3 | 42 | 58.3 |
| **Wales Total** | **8937** | **8614** | **96.4** | **8595** | **96.2** | **9180** | **8652** | **94.2** | **8733** | **95.1** | **8671** | **94.5** | **9031** | **8046** | **89.1** | **8198** | **90.8** | **9290** | **8492** | **91.4** | **7682** | **82.7** | **7266** | **78.2** |

* Uptake of pertussis used as proxy
** Uptake of diphtheria (reinforcing booster dose) used as proxy
‡ Children receiving the final dose of PCV

95% and higher
90% to 95%
below 90%

**Table 2.** Vaccine uptake in children reaching their 1st birthday between 01/07/12 and 30/09/12 and resident on 30/09/12.

| Area | Resident children | D3 | | T3 | | P3 | | Po3 | | Hib3 | | MMR1 | | MenC | | PCV2* | | HibMenCb | |
|---|---|---|---|---|---|---|---|---|---|---|---|---|---|---|---|---|---|---|---|
| **Abertawe Bro Morgannwg University HB** | (n) | (n) | (%) | (n) | (%) | (n) | (%) | (n) | (%) | (n) | (%) | (n) | (%) | (n) | (%) | (n) | (%) | (n) | (%) |
| Bridgend LA | 418 | 403 | 96.4 | 403 | 96.4 | 403 | 96.4 | 403 | 96.4 | 403 | 96.4 | 2 | 0.5 | 402 | 96.2 | 403 | 96.4 | 2 | 0.5 |
| Neath Port Talbot LA | 366 | 356 | 97.3 | 356 | 97.3 | 356 | 97.3 | 356 | 97.3 | 356 | 97.3 | 4 | 1.1 | 356 | 97.3 | 358 | 97.8 | 4 | 1.1 |
| Swansea LA | 735 | 716 | 97.4 | 716 | 97.4 | 716 | 97.4 | 716 | 97.4 | 716 | 97.4 | 0 | 0.0 | 715 | 97.3 | 712 | 96.9 | 0 | 0.0 |
| **Health Board Total** | **1519** | **1475** | **97.1** | **1475** | **97.1** | **1475** | **97.1** | **1475** | **97.1** | **1475** | **97.1** | **6** | **0.4** | **1473** | **97.0** | **1473** | **97.0** | **6** | **0.4** |
| **Aneurin Bevan HB** | | | | | | | | | | | | | | | | | | | |
| Blaenau Gwent LA | 195 | 192 | 98.5 | 192 | 98.5 | 192 | 98.5 | 192 | 98.5 | 192 | 98.5 | 0 | 0.0 | 192 | 98.5 | 192 | 98.5 | 0 | 0.0 |
| Caerphilly LA | 545 | 528 | 96.9 | 528 | 96.9 | 528 | 96.9 | 528 | 96.9 | 528 | 96.9 | 5 | 0.9 | 527 | 96.7 | 525 | 96.3 | 3 | 0.6 |
| Monmouthshire LA | 208 | 199 | 95.7 | 199 | 95.7 | 199 | 95.7 | 199 | 95.7 | 199 | 95.7 | 3 | 1.4 | 197 | 94.7 | 198 | 95.2 | 2 | 1.0 |
| Newport LA | 469 | 445 | 94.9 | 445 | 94.9 | 445 | 94.9 | 445 | 94.9 | 444 | 94.7 | 2 | 0.4 | 445 | 94.9 | 443 | 94.5 | 2 | 0.4 |
| Torfaen LA | 246 | 243 | 98.8 | 243 | 98.8 | 243 | 98.8 | 243 | 98.8 | 243 | 98.8 | 0 | 0.0 | 243 | 98.8 | 241 | 98.0 | 0 | 0.0 |
| **Health Board Total** | **1663** | **1607** | **96.6** | **1607** | **96.6** | **1607** | **96.6** | **1607** | **96.6** | **1606** | **96.6** | **10** | **0.6** | **1604** | **96.5** | **1599** | **96.2** | **7** | **0.4** |
| **Betsi Cadwaladr University HB** | | | | | | | | | | | | | | | | | | | |
| Anglesey LA | 200 | 195 | 97.5 | 195 | 97.5 | 195 | 97.5 | 195 | 97.5 | 195 | 97.5 | 1 | 0.5 | 195 | 97.5 | 194 | 97.0 | 1 | 0.5 |
| Conwy LA | 278 | 269 | 96.8 | 269 | 96.8 | 269 | 96.8 | 269 | 96.8 | 269 | 96.8 | 0 | 0.0 | 269 | 96.8 | 271 | 97.5 | 0 | 0.0 |
| Denbighshire LA | 257 | 249 | 96.9 | 249 | 96.9 | 249 | 96.9 | 249 | 96.9 | 249 | 96.9 | 4 | 1.6 | 249 | 96.9 | 247 | 96.1 | 3 | 1.2 |
| Flintshire LA | 407 | 395 | 97.1 | 395 | 97.1 | 395 | 97.1 | 395 | 97.1 | 395 | 97.1 | 1 | 0.2 | 395 | 97.1 | 393 | 96.6 | 1 | 0.2 |
| Gwynedd LA | 353 | 338 | 95.8 | 338 | 95.8 | 338 | 95.8 | 338 | 95.8 | 338 | 95.8 | 4 | 1.1 | 337 | 95.5 | 336 | 95.2 | 1 | 0.3 |
| Wrexham LA | 448 | 434 | 96.9 | 434 | 96.9 | 434 | 96.9 | 434 | 96.9 | 434 | 96.9 | 1 | 0.2 | 435 | 97.1 | 432 | 96.4 | 1 | 0.2 |
| **Health Board Total** | **1943** | **1880** | **96.8** | **1880** | **96.8** | **1880** | **96.8** | **1880** | **96.8** | **1880** | **96.8** | **11** | **0.6** | **1880** | **96.8** | **1873** | **96.4** | **7** | **0.4** |
| **Cardiff and Vale University HB** | | | | | | | | | | | | | | | | | | | |
| Cardiff LA | 1165 | 1102 | 94.6 | 1102 | 94.6 | 1102 | 94.6 | 1102 | 94.6 | 1102 | 94.6 | 2 | 0.2 | 1097 | 94.2 | 1092 | 93.7 | 4 | 0.3 |
| Vale of Glamorgan LA | 375 | 359 | 95.7 | 359 | 95.7 | 359 | 95.7 | 359 | 95.7 | 359 | 95.7 | 0 | 0.0 | 359 | 95.7 | 358 | 95.5 | 0 | 0.0 |
| **Health Board Total** | **1540** | **1461** | **94.9** | **1461** | **94.9** | **1461** | **94.9** | **1461** | **94.9** | **1461** | **94.9** | **2** | **0.1** | **1456** | **94.5** | **1450** | **94.2** | **4** | **0.3** |
| **Cwm Taf HB** | | | | | | | | | | | | | | | | | | | |
| Merthyr Tydfil LA | 196 | 185 | 94.4 | 185 | 94.4 | 185 | 94.4 | 185 | 94.4 | 185 | 94.4 | 4 | 2.0 | 185 | 94.4 | 185 | 94.4 | 4 | 2.0 |
| Rhondda Cynon Taff LA | 747 | 730 | 97.7 | 730 | 97.7 | 730 | 97.7 | 730 | 97.7 | 730 | 97.7 | 7 | 0.9 | 729 | 97.6 | 728 | 97.5 | 2 | 0.3 |
| **Health Board Total** | **943** | **915** | **97.0** | **915** | **97.0** | **915** | **97.0** | **915** | **97.0** | **915** | **97.0** | **11** | **1.2** | **914** | **96.9** | **913** | **96.8** | **6** | **0.6** |
| **Hywel Dda HB** | | | | | | | | | | | | | | | | | | | |
| Carmarthenshire LA | 491 | 475 | 96.7 | 475 | 96.7 | 475 | 96.7 | 475 | 96.7 | 475 | 96.7 | 3 | 0.6 | 471 | 95.9 | 470 | 95.7 | 3 | 0.6 |
| Ceredigion LA | 163 | 158 | 96.9 | 158 | 96.9 | 158 | 96.9 | 158 | 96.9 | 158 | 96.9 | 2 | 1.2 | 157 | 96.3 | 158 | 96.9 | 3 | 1.8 |
| Pembrokeshire LA | 333 | 318 | 95.5 | 318 | 95.5 | 318 | 95.5 | 318 | 95.5 | 318 | 95.5 | 1 | 0.3 | 314 | 94.3 | 317 | 95.2 | 2 | 0.6 |
| **Health Board Total** | **987** | **951** | **96.4** | **951** | **96.4** | **951** | **96.4** | **951** | **96.4** | **951** | **96.4** | **6** | **0.6** | **942** | **95.4** | **945** | **95.7** | **8** | **0.8** |
| **Powys Teaching HB** | **308** | **293** | **95.1** | **293** | **95.1** | **293** | **95.1** | **293** | **95.1** | **293** | **95.1** | **7** | **2.3** | **294** | **95.5** | **291** | **94.5** | **7** | **2.3** |
| Unknown | 34 | 32 | 94.1 | 32 | 94.1 | 32 | 94.1 | 32 | 94.1 | 32 | 94.1 | 0 | 0.0 | 32 | 94.1 | 32 | 94.1 | 0 | 0.0 |
| **Wales Total** | **8937** | **8614** | **96.4** | **8614** | **96.4** | **8614** | **96.4** | **8614** | **96.4** | **8613** | **96.4** | **53** | **0.6** | **8595** | **96.2** | **8576** | **96.0** | **45** | **0.5** |

* Full primary 2 dose course of pneumococcal conjugate vaccine

**Table 3.** Vaccine uptake in children reaching their 2nd birthday between 01/07/12 and 30/09/12 and resident on 30/09/12.

| Area | Resident children | D3 | | T3 | | P3 | | Po3 | | Hib3 | | MMR1 | | MenC* | | PCV2** | | PCVf*** | | HibMenCb | |
|---|---|---|---|---|---|---|---|---|---|---|---|---|---|---|---|---|---|---|---|---|---|
| **Abertawe Bro Morgannwg University HB** | (n) | (n) | (%) | (n) | (%) | (n) | (%) | (n) | (%) | (n) | (%) | (n) | (%) | (n) | (%) | (n) | (%) | (n) | (%) | (n) | (%) |
| Bridgend LA | 462 | 459 | 99.4 | 459 | 99.4 | 459 | 99.4 | 459 | 99.4 | 458 | 99.1 | 441 | 95.5 | 455 | 98.5 | 454 | 98.3 | 443 | 95.9 | 444 | 96.1 |
| Neath Port Talbot LA | 419 | 409 | 97.6 | 409 | 97.6 | 409 | 97.6 | 409 | 97.6 | 409 | 97.6 | 385 | 91.9 | 405 | 96.7 | 402 | 95.9 | 394 | 94.0 | 394 | 94.0 |
| Swansea LA | 701 | 687 | 98.0 | 687 | 98.0 | 687 | 98.0 | 687 | 98.0 | 685 | 97.7 | 653 | 93.2 | 679 | 96.9 | 676 | 96.4 | 670 | 95.6 | 664 | 94.7 |
| **Health Board Total** | **1582** | **1555** | **98.3** | **1555** | **98.3** | **1555** | **98.3** | **1555** | **98.3** | **1552** | **98.1** | **1479** | **93.5** | **1539** | **97.3** | **1532** | **96.8** | **1507** | **95.3** | **1502** | **94.9** |
| **Aneurin Bevan HB** | | | | | | | | | | | | | | | | | | | | | |
| Blaenau Gwent LA | 205 | 202 | 98.5 | 202 | 98.5 | 202 | 98.5 | 202 | 98.5 | 202 | 98.5 | 190 | 92.7 | 202 | 98.5 | 201 | 98.0 | 194 | 94.6 | 193 | 94.1 |
| Caerphilly LA | 558 | 544 | 97.5 | 544 | 97.5 | 544 | 97.5 | 544 | 97.5 | 544 | 97.5 | 524 | 93.9 | 543 | 97.3 | 542 | 97.1 | 527 | 94.4 | 529 | 94.8 |
| Monmouthshire LA | 224 | 215 | 96.0 | 215 | 96.0 | 215 | 96.0 | 215 | 96.0 | 215 | 96.0 | 207 | 92.4 | 212 | 94.6 | 212 | 94.6 | 212 | 94.6 | 208 | 92.9 |
| Newport LA | 501 | 488 | 97.4 | 488 | 97.4 | 488 | 97.4 | 487 | 97.2 | 488 | 97.4 | 475 | 94.8 | 484 | 96.6 | 472 | 94.2 | 479 | 95.6 | 470 | 93.8 |
| Torfaen LA | 281 | 275 | 97.9 | 275 | 97.9 | 275 | 97.9 | 275 | 97.9 | 275 | 97.9 | 270 | 96.1 | 272 | 96.8 | 268 | 95.4 | 270 | 96.1 | 269 | 95.7 |
| **Health Board Total** | **1769** | **1724** | **97.5** | **1724** | **97.5** | **1724** | **97.5** | **1723** | **97.4** | **1724** | **97.5** | **1666** | **94.2** | **1713** | **96.8** | **1695** | **95.8** | **1682** | **95.1** | **1669** | **94.3** |
| **Betsi Cadwaladr University HB** | | | | | | | | | | | | | | | | | | | | | |
| Anglesey LA | 222 | 218 | 98.2 | 218 | 98.2 | 218 | 98.2 | 218 | 98.2 | 218 | 98.2 | 210 | 94.6 | 217 | 97.7 | 218 | 98.2 | 212 | 95.5 | 210 | 94.6 |
| Conwy LA | 318 | 313 | 98.4 | 313 | 98.4 | 313 | 98.4 | 313 | 98.4 | 313 | 98.4 | 299 | 94.0 | 311 | 97.8 | 300 | 94.3 | 301 | 94.7 | 295 | 92.8 |
| Denbighshire LA | 244 | 242 | 99.2 | 242 | 99.2 | 242 | 99.2 | 242 | 99.2 | 242 | 99.2 | 237 | 97.1 | 239 | 98.0 | 233 | 95.5 | 239 | 98.0 | 234 | 95.9 |
| Flintshire LA | 446 | 438 | 98.2 | 438 | 98.2 | 438 | 98.2 | 438 | 98.2 | 438 | 98.2 | 432 | 96.9 | 436 | 97.8 | 435 | 97.5 | 434 | 97.3 | 436 | 97.8 |
| Gwynedd LA | 323 | 316 | 97.8 | 316 | 97.8 | 316 | 97.8 | 316 | 97.8 | 316 | 97.8 | 304 | 94.1 | 311 | 96.3 | 309 | 95.7 | 308 | 95.4 | 306 | 94.7 |
| Wrexham LA | 448 | 440 | 98.2 | 440 | 98.2 | 440 | 98.2 | 438 | 97.8 | 438 | 97.8 | 428 | 95.5 | 434 | 96.9 | 433 | 96.7 | 436 | 97.3 | 427 | 95.3 |
| **Health Board Total** | **2001** | **1967** | **98.3** | **1967** | **98.3** | **1967** | **98.3** | **1965** | **98.2** | **1965** | **98.2** | **1910** | **95.5** | **1948** | **97.4** | **1928** | **96.4** | **1930** | **96.5** | **1908** | **95.4** |
| **Cardiff and Vale University HB** | | | | | | | | | | | | | | | | | | | | | |
| Cardiff LA | 1230 | 1194 | 97.1 | 1194 | 97.1 | 1194 | 97.1 | 1192 | 96.9 | 1191 | 96.8 | 1150 | 93.5 | 1174 | 95.4 | 1155 | 93.9 | 1149 | 93.4 | 1145 | 93.1 |
| Vale of Glamorgan LA | 370 | 360 | 97.3 | 360 | 97.3 | 360 | 97.3 | 360 | 97.3 | 360 | 97.3 | 356 | 96.2 | 355 | 95.9 | 354 | 95.7 | 355 | 95.9 | 352 | 95.1 |
| **Health Board Total** | **1600** | **1554** | **97.1** | **1554** | **97.1** | **1554** | **97.1** | **1552** | **97.0** | **1551** | **96.9** | **1506** | **94.1** | **1529** | **95.6** | **1509** | **94.3** | **1504** | **94.0** | **1497** | **93.6** |
| **Cwm Taf HB** | | | | | | | | | | | | | | | | | | | | | |
| Merthyr Tydfil LA | 180 | 176 | 97.8 | 176 | 97.8 | 176 | 97.8 | 176 | 97.8 | 176 | 97.8 | 173 | 96.1 | 176 | 97.8 | 174 | 96.7 | 174 | 96.7 | 174 | 96.7 |
| Rhondda Cynon Taff LA | 693 | 680 | 98.1 | 680 | 98.1 | 680 | 98.1 | 680 | 98.1 | 680 | 98.1 | 654 | 94.4 | 676 | 97.5 | 661 | 95.4 | 666 | 96.1 | 660 | 95.2 |
| **Health Board Total** | **873** | **856** | **98.1** | **856** | **98.1** | **856** | **98.1** | **856** | **98.1** | **856** | **98.1** | **827** | **94.7** | **852** | **97.6** | **835** | **95.6** | **840** | **96.2** | **834** | **95.5** |
| **Hywel Dda HB** | | | | | | | | | | | | | | | | | | | | | |
| Carmarthenshire LA | 509 | 491 | 96.5 | 491 | 96.5 | 491 | 96.5 | 491 | 96.5 | 490 | 96.3 | 470 | 92.3 | 488 | 95.9 | 482 | 94.7 | 470 | 92.3 | 469 | 92.1 |
| Ceredigion LA | 198 | 190 | 96.0 | 190 | 96.0 | 190 | 96.0 | 190 | 96.0 | 190 | 96.0 | 184 | 92.9 | 188 | 94.9 | 187 | 94.4 | 188 | 94.9 | 186 | 93.9 |
| Pembrokeshire LA | 318 | 313 | 98.4 | 313 | 98.4 | 313 | 98.4 | 313 | 98.4 | 312 | 98.1 | 305 | 95.9 | 307 | 96.5 | 304 | 95.6 | 304 | 95.6 | 299 | 94.0 |
| **Health Board Total** | **1025** | **994** | **97.0** | **994** | **97.0** | **994** | **97.0** | **994** | **97.0** | **992** | **96.8** | **959** | **93.6** | **983** | **95.9** | **973** | **94.9** | **962** | **93.9** | **954** | **93.1** |
| **Powys Teaching HB** | **304** | **293** | **96.4** | **293** | **96.4** | **293** | **96.4** | **293** | **96.4** | **293** | **96.4** | **281** | **92.4** | **291** | **95.7** | **288** | **94.7** | **284** | **93.4** | **283** | **93.1** |
| Unknown | 26 | 25 | 96.2 | 25 | 96.2 | 25 | 96.2 | 24 | 92.3 | 25 | 96.2 | 24 | 92.3 | 25 | 96.2 | 24 | 92.3 | 24 | 92.3 | 24 | 92.3 |
| **Wales Total** | **9180** | **8968** | **97.7** | **8968** | **97.7** | **8968** | **97.7** | **8962** | **97.6** | **8958** | **97.6** | **8652** | **94.2** | **8880** | **96.7** | **8784** | **95.7** | **8733** | **95.1** | **8671** | **94.5** |

* Reflects uptake of the completed primary course in this age group
** Full primary 2 dose course of pneumococcal conjugate vaccine
*** Final (booster) dose of pneumococcal conjugate vaccine

**Table 4.** Vaccine uptake in children reaching their 5th birthday between 01/07/12 and 30/09/12 and resident on 30/09/12.

| Area | Resident children | D3 | | T3 | | P3 | | Po3 | | Hib3 | | MenC* | | PCVf** | | HibMenCb | | MMR1 | | MMR2 | | D4 | | T4 | | aP | | Po4 | |
|---|---|---|---|---|---|---|---|---|---|---|---|---|---|---|---|---|---|---|---|---|---|---|---|---|---|---|---|---|---|
| **Abertawe Bro Morgannwg University HB** | (n) | (n) | (%) | (n) | (%) | (n) | (%) | (n) | (%) | (n) | (%) | (n) | (%) | (n) | (%) | (n) | (%) | (n) | (%) | (n) | (%) | (n) | (%) | (n) | (%) | (n) | (%) | (n) | (%) |
| Bridgend LA | 438 | 426 | 97.3 | 426 | 97.3 | 426 | 97.3 | 426 | 97.3 | 425 | 97.0 | 423 | 96.6 | 406 | 92.7 | 408 | 93.2 | 411 | 93.8 | 375 | 85.6 | 385 | 87.9 | 385 | 87.9 | 385 | 87.9 | 385 | 87.9 |
| Neath Port Talbot LA | 409 | 397 | 97.1 | 397 | 97.1 | 397 | 97.1 | 397 | 97.1 | 397 | 97.1 | 389 | 95.1 | 370 | 90.5 | 387 | 94.6 | 385 | 94.1 | 358 | 87.5 | 373 | 91.2 | 373 | 91.2 | 373 | 91.2 | 373 | 91.2 |
| Swansea LA | 687 | 668 | 97.2 | 668 | 97.2 | 668 | 97.2 | 666 | 96.9 | 666 | 96.9 | 648 | 94.3 | 616 | 89.7 | 640 | 93.2 | 642 | 93.4 | 593 | 86.3 | 612 | 89.1 | 612 | 89.1 | 612 | 89.1 | 611 | 88.9 |
| **Health Board Total** | **1534** | **1491** | **97.2** | **1491** | **97.2** | **1491** | **97.2** | **1489** | **97.1** | **1488** | **97.0** | **1460** | **95.2** | **1392** | **90.7** | **1435** | **93.5** | **1438** | **93.7** | **1326** | **86.4** | **1370** | **89.3** | **1370** | **89.3** | **1370** | **89.3** | **1369** | **89.2** |
| **Aneurin Bevan HB** | | | | | | | | | | | | | | | | | | | | | | | | | | | | | |
| Blaenau Gwent LA | 216 | 213 | 98.6 | 213 | 98.6 | 213 | 98.6 | 213 | 98.6 | 213 | 98.6 | 210 | 97.2 | 200 | 92.6 | 209 | 96.8 | 210 | 97.2 | 202 | 93.5 | 204 | 94.4 | 204 | 94.4 | 204 | 94.4 | 204 | 94.4 |
| Caerphilly LA | 501 | 494 | 98.6 | 494 | 98.6 | 494 | 98.6 | 494 | 98.6 | 494 | 98.6 | 489 | 97.6 | 468 | 93.4 | 477 | 95.2 | 484 | 96.6 | 446 | 89.0 | 454 | 90.6 | 454 | 90.6 | 454 | 90.6 | 454 | 90.6 |
| Monmouthshire LA | 229 | 216 | 94.3 | 216 | 94.3 | 216 | 94.3 | 216 | 94.3 | 215 | 93.9 | 210 | 91.7 | 202 | 88.2 | 208 | 90.8 | 210 | 91.7 | 199 | 86.9 | 202 | 88.2 | 202 | 88.2 | 201 | 87.8 | 201 | 87.8 |
| Newport LA | 487 | 466 | 95.7 | 466 | 95.7 | 466 | 95.7 | 465 | 95.5 | 463 | 95.1 | 451 | 92.6 | 424 | 87.1 | 443 | 91.0 | 459 | 94.3 | 418 | 85.8 | 430 | 88.3 | 431 | 88.5 | 430 | 88.3 | 429 | 88.1 |
| Torfaen LA | 270 | 266 | 98.5 | 266 | 98.5 | 266 | 98.5 | 266 | 98.5 | 265 | 98.1 | 258 | 95.6 | 244 | 90.4 | 251 | 93.0 | 262 | 97.0 | 242 | 89.6 | 245 | 90.7 | 245 | 90.7 | 245 | 90.7 | 245 | 90.7 |
| **Health Board Total** | **1703** | **1655** | **97.2** | **1655** | **97.2** | **1655** | **97.2** | **1654** | **97.1** | **1650** | **96.9** | **1618** | **95.0** | **1538** | **90.3** | **1588** | **93.2** | **1625** | **95.4** | **1507** | **88.5** | **1535** | **90.1** | **1536** | **90.2** | **1534** | **90.1** | **1533** | **90.0** |
| **Betsi Cadwaladr University HB** | | | | | | | | | | | | | | | | | | | | | | | | | | | | | |
| Anglesey LA | 208 | 201 | 96.6 | 201 | 96.6 | 201 | 96.6 | 201 | 96.6 | 199 | 95.7 | 200 | 96.2 | 192 | 92.3 | 196 | 94.2 | 202 | 97.1 | 190 | 91.3 | 192 | 92.3 | 192 | 92.3 | 192 | 92.3 | 192 | 92.3 |
| Conwy LA | 296 | 291 | 98.3 | 291 | 98.3 | 291 | 98.3 | 291 | 98.3 | 288 | 97.3 | 280 | 94.6 | 273 | 92.2 | 279 | 94.3 | 283 | 95.6 | 268 | 90.5 | 270 | 91.2 | 270 | 91.2 | 270 | 91.2 | 270 | 91.2 |
| Denbighshire LA | 256 | 250 | 97.7 | 250 | 97.7 | 250 | 97.7 | 249 | 97.3 | 248 | 96.9 | 244 | 95.3 | 235 | 91.8 | 246 | 96.1 | 251 | 98.0 | 231 | 90.2 | 232 | 90.6 | 232 | 90.6 | 232 | 90.6 | 232 | 90.6 |
| Flintshire LA | 479 | 471 | 98.3 | 471 | 98.3 | 471 | 98.3 | 470 | 98.1 | 470 | 98.1 | 465 | 97.1 | 441 | 92.1 | 460 | 96.0 | 465 | 97.1 | 447 | 93.3 | 453 | 94.6 | 453 | 94.6 | 453 | 94.6 | 453 | 94.6 |
| Gwynedd LA | 325 | 319 | 98.2 | 319 | 98.2 | 319 | 98.2 | 318 | 97.8 | 317 | 97.5 | 312 | 96.0 | 301 | 92.6 | 309 | 95.1 | 315 | 96.9 | 291 | 89.5 | 295 | 90.8 | 295 | 90.8 | 295 | 90.8 | 295 | 90.8 |
| Wrexham LA | 395 | 385 | 97.5 | 385 | 97.5 | 385 | 97.5 | 385 | 97.5 | 385 | 97.5 | 376 | 95.2 | 372 | 94.2 | 377 | 95.4 | 385 | 97.5 | 371 | 93.9 | 375 | 94.9 | 375 | 94.9 | 375 | 94.9 | 375 | 94.9 |
| **Health Board Total** | **1959** | **1917** | **97.9** | **1917** | **97.9** | **1917** | **97.9** | **1914** | **97.7** | **1907** | **97.3** | **1877** | **95.8** | **1814** | **92.6** | **1867** | **95.3** | **1901** | **97.0** | **1798** | **91.8** | **1817** | **92.8** | **1817** | **92.8** | **1817** | **92.8** | **1817** | **92.8** |
| **Cardiff and Vale University HB** | | | | | | | | | | | | | | | | | | | | | | | | | | | | | |
| Cardiff LA | 1132 | 1103 | 97.4 | 1103 | 97.4 | 1103 | 97.4 | 1103 | 97.4 | 1097 | 96.9 | 1032 | 91.2 | 990 | 87.5 | 1027 | 90.7 | 1088 | 96.1 | 999 | 88.3 | 1017 | 89.8 | 1017 | 89.8 | 1015 | 89.7 | 1017 | 89.8 |
| Vale of Glamorgan LA | 397 | 389 | 98.0 | 389 | 98.0 | 389 | 98.0 | 389 | 98.0 | 389 | 98.0 | 381 | 96.0 | 367 | 92.4 | 381 | 96.0 | 382 | 96.2 | 355 | 89.4 | 360 | 90.7 | 360 | 90.7 | 360 | 90.7 | 360 | 90.7 |
| **Health Board Total** | **1529** | **1492** | **97.6** | **1492** | **97.6** | **1492** | **97.6** | **1492** | **97.6** | **1486** | **97.2** | **1413** | **92.4** | **1357** | **88.8** | **1408** | **92.1** | **1470** | **96.1** | **1354** | **88.6** | **1377** | **90.1** | **1377** | **90.1** | **1375** | **89.9** | **1377** | **90.1** |
| **Cwm Taf HB** | | | | | | | | | | | | | | | | | | | | | | | | | | | | | |
| Merthyr Tydfil LA | 180 | 177 | 98.3 | 177 | 98.3 | 177 | 98.3 | 177 | 98.3 | 177 | 98.3 | 174 | 96.7 | 170 | 94.4 | 172 | 95.6 | 175 | 97.2 | 165 | 91.7 | 169 | 93.9 | 169 | 93.9 | 169 | 93.9 | 169 | 93.9 |
| Rhondda Cynon Taff LA | 759 | 742 | 97.8 | 742 | 97.8 | 742 | 97.8 | 742 | 97.8 | 742 | 97.8 | 734 | 96.7 | 711 | 93.7 | 720 | 94.9 | 733 | 96.6 | 691 | 91.0 | 697 | 91.8 | 697 | 91.8 | 697 | 91.8 | 697 | 91.8 |
| **Health Board Total** | **939** | **919** | **97.9** | **919** | **97.9** | **919** | **97.9** | **919** | **97.9** | **919** | **97.9** | **908** | **96.7** | **881** | **93.8** | **892** | **95.0** | **908** | **96.7** | **856** | **91.2** | **866** | **92.2** | **866** | **92.2** | **866** | **92.2** | **866** | **92.2** |
| **Hywel Dda HB** | | | | | | | | | | | | | | | | | | | | | | | | | | | | | |
| Carmarthenshire LA | 494 | 476 | 96.4 | 476 | 96.4 | 476 | 96.4 | 473 | 95.7 | 473 | 95.7 | 462 | 93.5 | 452 | 91.5 | 454 | 91.9 | 474 | 96.0 | 441 | 89.3 | 450 | 91.1 | 450 | 91.1 | 450 | 91.1 | 450 | 91.1 |
| Ceredigion LA | 164 | 153 | 93.3 | 153 | 93.3 | 153 | 93.3 | 153 | 93.3 | 154 | 93.9 | 147 | 89.6 | 149 | 90.9 | 152 | 92.7 | 152 | 92.7 | 148 | 90.2 | 153 | 93.3 | 153 | 93.3 | 152 | 92.7 | 153 | 93.3 |
| Pembrokeshire LA | 330 | 318 | 96.4 | 318 | 96.4 | 318 | 96.4 | 317 | 96.1 | 316 | 95.8 | 310 | 93.9 | 296 | 89.7 | 311 | 94.2 | 311 | 94.2 | 289 | 87.6 | 295 | 89.4 | 295 | 89.4 | 295 | 89.4 | 295 | 89.4 |
| **Health Board Total** | **988** | **947** | **95.9** | **947** | **95.9** | **947** | **95.9** | **943** | **95.4** | **943** | **95.4** | **919** | **93.0** | **897** | **90.8** | **917** | **92.8** | **937** | **94.8** | **878** | **88.9** | **898** | **90.9** | **898** | **90.9** | **897** | **90.8** | **898** | **90.9** |
| **Powys Teaching HB** | **330** | **312** | **94.5** | **312** | **94.5** | **312** | **94.5** | **312** | **94.5** | **312** | **94.5** | **308** | **93.3** | **299** | **90.6** | **302** | **91.5** | **304** | **92.1** | **287** | **87.0** | **297** | **90.0** | **297** | **90.0** | **297** | **90.0** | **297** | **90.0** |
| Unknown | 49 | 46 | 93.9 | 46 | 93.9 | 46 | 93.9 | 46 | 93.9 | 46 | 93.9 | 45 | 91.8 | 45 | 91.8 | 45 | 91.8 | 47 | 95.9 | 40 | 81.6 | 42 | 85.7 | 42 | 85.7 | 42 | 85.7 | 42 | 85.7 |
| **Wales Total** | **9031** | **8779** | **97.2** | **8779** | **97.2** | **8779** | **97.2** | **8769** | **97.1** | **8751** | **96.9** | **8548** | **94.7** | **8223** | **91.1** | **8454** | **93.6** | **8630** | **95.6** | **8046** | **89.1** | **8202** | **90.8** | **8203** | **90.8** | **8198** | **90.8** | **8199** | **90.8** |

* Complete three dose course, or two doses with the second delivered after 115 days of age

** Final (booster) dose of pneumococcal conjugate vaccine

**Table 5.** Uptake of HPV vaccine in girls reaching 13 and 14 years of age between 01/09/11 and 31/08/12 and resident in Wales on 30/09/12.

| Area | 13 years (2011-12 School Year 8)* | | | | | | | 14 years (2011-12 School Year 9) | | | | | | |
|---|---|---|---|---|---|---|---|---|---|---|---|---|---|---|
| | Resident | HPV 1 dose | | HPV 2 doses | | HPV 3 doses | | Resident | HPV 1 dose | | HPV 2 doses | | HPV 3 doses | |
| **Abertawe Bro Morgannwg University HB** | girls (n) | (n) | (%) | (n) | (%) | (n) | (%) | girls (n) | (n) | (%) | (n) | (%) | (n) | (%) |
| Bridgend LA | 776 | 702 | 90.5 | 690 | 88.9 | 647 | 83.4 | 796 | 736 | 92.5 | 732 | 92.0 | 720 | 90.5 |
| Neath Port Talbot LA | 727 | 654 | 90.0 | 643 | 88.4 | 606 | 83.4 | 790 | 741 | 93.8 | 734 | 92.9 | 720 | 91.1 |
| Swansea LA | 1174 | 1055 | 89.9 | 1031 | 87.8 | 921 | 78.4 | 1255 | 1134 | 90.4 | 1120 | 89.2 | 1097 | 87.4 |
| **Health Board Total** | **2677** | **2411** | **90.1** | **2364** | **88.3** | **2174** | **81.2** | **2841** | **2611** | **91.9** | **2586** | **91.0** | **2537** | **89.3** |
| **Aneurin Bevan HB** | | | | | | | | | | | | | | |
| Blaenau Gwent LA | 382 | 362 | 94.8 | 358 | 93.7 | 327 | 85.6 | 398 | 363 | 91.2 | 358 | 89.9 | 353 | 88.7 |
| Caerphilly LA | 999 | 916 | 91.7 | 898 | 89.9 | 773 | 77.4 | 1037 | 937 | 90.4 | 925 | 89.2 | 905 | 87.3 |
| Monmouthshire LA | 519 | 407 | 78.4 | 399 | 76.9 | 377 | 72.6 | 500 | 388 | 77.6 | 383 | 76.6 | 377 | 75.4 |
| Newport LA | 930 | 798 | 85.8 | 773 | 83.1 | 629 | 67.6 | 983 | 845 | 86.0 | 836 | 85.0 | 824 | 83.8 |
| Torfaen LA | 537 | 487 | 90.7 | 474 | 88.3 | 394 | 73.4 | 569 | 515 | 90.5 | 516 | 90.7 | 507 | 89.1 |
| **Health Board Total** | **3367** | **2970** | **88.2** | **2902** | **86.2** | **2500** | **74.3** | **3487** | **3048** | **87.4** | **3018** | **86.6** | **2966** | **85.1** |
| **Betsi Cadwaladr University HB** | | | | | | | | | | | | | | |
| Anglesey LA | 362 | 319 | 88.1 | 315 | 87.0 | 300 | 82.9 | 367 | 342 | 93.2 | 340 | 92.6 | 336 | 91.6 |
| Conwy LA | 593 | 508 | 85.7 | 502 | 84.7 | 481 | 81.1 | 609 | 550 | 90.3 | 550 | 90.3 | 534 | 87.7 |
| Denbighshire LA | 542 | 472 | 87.1 | 468 | 86.3 | 459 | 84.7 | 534 | 470 | 88.0 | 466 | 87.3 | 457 | 85.6 |
| Flintshire LA | 789 | 719 | 91.1 | 712 | 90.2 | 685 | 86.8 | 843 | 761 | 90.3 | 757 | 89.8 | 744 | 88.3 |
| Gwynedd LA | 646 | 566 | 87.6 | 558 | 86.4 | 550 | 85.1 | 603 | 534 | 88.6 | 532 | 88.2 | 529 | 87.7 |
| Wrexham LA | 671 | 598 | 89.1 | 592 | 88.2 | 585 | 87.2 | 717 | 646 | 90.1 | 643 | 89.7 | 637 | 88.8 |
| **Health Board Total** | **3603** | **3182** | **88.3** | **3147** | **87.3** | **3060** | **84.9** | **3673** | **3303** | **89.9** | **3288** | **89.5** | **3237** | **88.1** |
| **Cardiff and Vale University HB** | | | | | | | | | | | | | | |
| Cardiff LA | 1797 | 1578 | 87.8 | 1529 | 85.1 | 1283 | 71.4 | 1832 | 1617 | 88.3 | 1590 | 86.8 | 1507 | 82.3 |
| Vale of Glamorgan LA | 712 | 657 | 92.3 | 644 | 90.4 | 561 | 78.8 | 750 | 670 | 89.3 | 656 | 87.5 | 616 | 82.1 |
| **Health Board Total** | **2509** | **2235** | **89.1** | **2173** | **86.6** | **1844** | **73.5** | **2582** | **2287** | **88.6** | **2246** | **87.0** | **2123** | **82.2** |
| **Cwm Taf HB** | | | | | | | | | | | | | | |
| Merthyr Tydfil LA | 308 | 287 | 93.2 | 284 | 92.2 | 281 | 91.2 | 325 | 298 | 91.7 | 296 | 91.1 | 292 | 89.8 |
| Rhondda Cynon Taff LA | 1253 | 1181 | 94.3 | 1165 | 93.0 | 1119 | 89.3 | 1296 | 1206 | 93.1 | 1185 | 91.4 | 1162 | 89.7 |
| **Health Board Total** | **1561** | **1468** | **94.0** | **1449** | **92.8** | **1400** | **89.7** | **1621** | **1504** | **92.8** | **1481** | **91.4** | **1454** | **89.7** |
| **Hywel Dda HB** | | | | | | | | | | | | | | |
| Carmarthenshire LA | 933 | 841 | 90.1 | 837 | 89.7 | 831 | 89.1 | 945 | 840 | 88.9 | 837 | 88.6 | 828 | 87.6 |
| Ceredigion LA | 303 | 255 | 84.2 | 252 | 83.2 | 252 | 83.2 | 336 | 285 | 84.8 | 283 | 84.2 | 276 | 82.1 |
| Pembrokeshire LA | 656 | 566 | 86.3 | 558 | 85.1 | 535 | 81.6 | 649 | 567 | 87.4 | 562 | 86.6 | 547 | 84.3 |
| **Health Board Total** | **1892** | **1662** | **87.8** | **1647** | **87.1** | **1618** | **85.5** | **1930** | **1692** | **87.7** | **1682** | **87.2** | **1651** | **85.5** |
| **Powys Teaching HB** | **692** | **577** | **83.4** | **573** | **82.8** | **562** | **81.2** | **692** | **579** | **83.7** | **576** | **83.2** | **567** | **81.9** |
| Unknown | 98 | 69 | 70.4 | 69 | 70.4 | 66 | 67.3 | 107 | 71 | 66.4 | 68 | 63.6 | 69 | 64.5 |
| **Wales Total** | **16399** | **14574** | **88.9** | **14324** | **87.3** | **13224** | **80.6** | **16933** | **15095** | **89.1** | **14945** | **88.3** | **14604** | **86.2** |

* Current campaign, data entry for immunisation sessions may still be underway.

**Table 6.** MMR and Td/IPV vaccine uptake in children reaching their 15th birthday between 01/07/12 and 30/09/12 and resident on 30/09/12 (with breakdown of MMR1 and MMR2 coverage by sex).

| Area | Resident children | MMR1 | | MMR2 | | Teenage 3 in 1 booster* | | Resident girls | MMR1 (girls) | | MMR2 (girls) | | Resident boys | MMR1 (boys) | | MMR2 (boys) | |
|---|---|---|---|---|---|---|---|---|---|---|---|---|---|---|---|---|---|
| **Abertawe Bro Morgannwg University HB** | (n) | (n) | (%) | (n) | (%) | (n) | (%) | (n) | (n) | (%) | (n) | (%) | (n) | (n) | (%) | (n) | (%) |
| Bridgend LA | 410 | 382 | 93.2 | 349 | 85.1 | 221 | 53.9 | 225 | 209 | 92.9 | 195 | 86.7 | 185 | 173 | 93.5 | 154 | 83.2 |
| Neath Port Talbot LA | 393 | 337 | 85.8 | 300 | 76.3 | 196 | 49.9 | 202 | 176 | 87.1 | 156 | 77.2 | 191 | 161 | 84.3 | 144 | 75.4 |
| Swansea LA | 686 | 591 | 86.2 | 511 | 74.5 | 374 | 54.5 | 342 | 294 | 86.0 | 255 | 74.6 | 344 | 297 | 86.3 | 256 | 74.4 |
| **Health Board Total** | **1489** | **1310** | **88.0** | **1160** | **77.9** | **791** | **53.1** | **769** | **679** | **88.3** | **606** | **78.8** | **720** | **631** | **87.6** | **554** | **76.9** |
| **Aneurin Bevan HB** | | | | | | | | | | | | | | | | | |
| Blaenau Gwent LA | 203 | 191 | 94.1 | 164 | 80.8 | 107 | 52.7 | 103 | 94 | 91.3 | 83 | 80.6 | 100 | 97 | 97.0 | 81 | 81.0 |
| Caerphilly LA | 466 | 433 | 92.9 | 393 | 84.3 | 248 | 53.2 | 235 | 215 | 91.5 | 194 | 82.6 | 231 | 218 | 94.4 | 199 | 86.1 |
| Monmouthshire LA | 269 | 223 | 82.9 | 188 | 69.9 | 142 | 52.8 | 145 | 120 | 82.8 | 97 | 66.9 | 123 | 102 | 82.9 | 90 | 73.2 |
| Newport LA | 533 | 478 | 89.7 | 427 | 80.1 | 277 | 52.0 | 269 | 242 | 90.0 | 214 | 79.6 | 264 | 236 | 89.4 | 213 | 80.7 |
| Torfaen LA | 302 | 281 | 93.0 | 253 | 83.8 | 162 | 53.6 | 155 | 146 | 94.2 | 128 | 82.6 | 147 | 135 | 91.8 | 125 | 85.0 |
| **Health Board Total** | **1773** | **1606** | **90.6** | **1425** | **80.4** | **936** | **52.8** | **907** | **817** | **90.1** | **716** | **78.9** | **865** | **788** | **91.1** | **708** | **81.8** |
| **Betsi Cadwaladr University HB** | | | | | | | | | | | | | | | | | |
| Anglesey LA | 201 | 189 | 94.0 | 177 | 88.1 | 165 | 82.1 | 104 | 100 | 96.2 | 96 | 92.3 | 97 | 89 | 91.8 | 81 | 83.5 |
| Conwy LA | 288 | 274 | 95.1 | 260 | 90.3 | 231 | 80.2 | 134 | 127 | 94.8 | 123 | 91.8 | 154 | 147 | 95.5 | 137 | 89.0 |
| Denbighshire LA | 301 | 285 | 94.7 | 266 | 88.4 | 232 | 77.1 | 158 | 146 | 92.4 | 139 | 88.0 | 143 | 139 | 97.2 | 127 | 88.8 |
| Flintshire LA | 412 | 395 | 95.9 | 369 | 89.6 | 333 | 80.8 | 199 | 186 | 93.5 | 172 | 86.4 | 213 | 209 | 98.1 | 197 | 92.5 |
| Gwynedd LA | 349 | 333 | 95.4 | 310 | 88.8 | 275 | 78.8 | 170 | 165 | 97.1 | 155 | 91.2 | 179 | 168 | 93.9 | 155 | 86.6 |
| Wrexham LA | 386 | 369 | 95.6 | 346 | 89.6 | 284 | 73.6 | 184 | 176 | 95.7 | 165 | 89.7 | 202 | 193 | 95.5 | 181 | 89.6 |
| **Health Board Total** | **1937** | **1845** | **95.3** | **1728** | **89.2** | **1520** | **78.5** | **949** | **900** | **94.8** | **850** | **89.6** | **988** | **945** | **95.6** | **878** | **88.9** |
| **Cardiff and Vale University HB** | | | | | | | | | | | | | | | | | |
| Cardiff LA | 986 | 889 | 90.2 | 802 | 81.3 | 725 | 73.5 | 462 | 421 | 91.1 | 384 | 83.1 | 524 | 468 | 89.3 | 418 | 79.8 |
| Vale of Glamorgan LA | 432 | 392 | 90.7 | 366 | 84.7 | 348 | 80.6 | 228 | 207 | 90.8 | 198 | 86.8 | 204 | 185 | 90.7 | 168 | 82.4 |
| **Health Board Total** | **1418** | **1281** | **90.3** | **1168** | **82.4** | **1073** | **75.7** | **690** | **628** | **91.0** | **582** | **84.3** | **728** | **653** | **89.7** | **586** | **80.5** |
| **Cwm Taf HB** | | | | | | | | | | | | | | | | | |
| Merthyr Tydfil LA | 163 | 144 | 88.3 | 125 | 76.7 | 85 | 52.1 | 83 | 73 | 88.0 | 64 | 77.1 | 80 | 71 | 88.8 | 61 | 76.3 |
| Rhondda Cynon Taff LA | 699 | 647 | 92.6 | 574 | 82.1 | 381 | 54.5 | 318 | 303 | 95.3 | 268 | 84.3 | 381 | 344 | 90.3 | 306 | 80.3 |
| **Health Board Total** | **862** | **791** | **91.8** | **699** | **81.1** | **466** | **54.1** | **401** | **376** | **93.8** | **332** | **82.8** | **461** | **415** | **90.0** | **367** | **79.6** |
| **Hywel Dda HB** | | | | | | | | | | | | | | | | | |
| Carmarthenshire LA | 516 | 465 | 90.1 | 407 | 78.9 | 330 | 64.0 | 262 | 236 | 90.1 | 207 | 79.0 | 254 | 229 | 90.2 | 200 | 78.7 |
| Ceredigion LA | 205 | 188 | 91.7 | 173 | 84.4 | 112 | 54.6 | 110 | 99 | 90.0 | 90 | 81.8 | 95 | 89 | 93.7 | 83 | 87.4 |
| Pembrokeshire LA | 371 | 322 | 86.8 | 287 | 77.4 | 72 | 19.4 | 174 | 150 | 86.2 | 135 | 77.6 | 197 | 172 | 87.3 | 152 | 77.2 |
| **Health Board Total** | **1092** | **975** | **89.3** | **867** | **79.4** | **514** | **47.1** | **546** | **485** | **88.8** | **432** | **79.1** | **546** | **490** | **89.7** | **435** | **79.7** |
| **Powys Teaching HB** | **406** | **347** | **85.5** | **305** | **75.1** | **223** | **54.9** | **209** | **171** | **81.8** | **149** | **71.3** | **197** | **176** | **89.3** | **156** | **79.2** |
| Unknown | 69 | 52 | 75.4 | 46 | 66.7 | 38 | 55.1 | 32 | 25 | 78.1 | 21 | 65.6 | 37 | 27 | 73.0 | 25 | 67.6 |
| **Wales Total** | **9046** | **8207** | **90.7** | **7398** | **81.8** | **5561** | **61.5** | **4503** | **4081** | **90.6** | **3688** | **81.9** | **4542** | **4125** | **90.8** | **3709** | **81.7** |

*** Teenage booster dose of diphtheria, tetanus and polio (diphtheria used as proxy)**

**Table 7.** MMR and Td/IPV vaccine uptake in children reaching their 16th birthday between 01/07/12 and 30/09/12 and resident on 30/09/12 (with breakdown of MMR1 and MMR2 coverage by sex).

| Area | Resident children | MMR1 | | MMR2 | | Teenage 3 in 1 booster* | | Resident girls | MMR1 (girls) | | MMR2 (girls) | | Resident boys | MMR1 (boys) | | MMR2 (boys) | |
|---|---|---|---|---|---|---|---|---|---|---|---|---|---|---|---|---|---|
| **Abertawe Bro Morgannwg University HB** | (n) | (n) | (%) | (n) | (%) | (n) | (%) | (n) | (n) | (%) | (n) | (%) | (n) | (n) | (%) | (n) | (%) |
| Bridgend LA | 371 | 353 | 95.1 | 333 | 89.8 | 313 | 84.4 | 193 | 184 | 95.3 | 176 | 91.2 | 178 | 169 | 94.9 | 157 | 88.2 |
| Neath Port Talbot LA | 449 | 404 | 90.0 | 373 | 83.1 | 376 | 83.7 | 223 | 202 | 90.6 | 187 | 83.9 | 226 | 202 | 89.4 | 186 | 82.3 |
| Swansea LA | 679 | 583 | 85.9 | 509 | 75.0 | 559 | 82.3 | 320 | 274 | 85.6 | 241 | 75.3 | 359 | 309 | 86.1 | 268 | 74.7 |
| **Health Board Total** | **1499** | **1340** | **89.4** | **1215** | **81.1** | **1248** | **83.3** | **736** | **660** | **89.7** | **604** | **82.1** | **763** | **680** | **89.1** | **611** | **80.1** |
| **Aneurin Bevan HB** | | | | | | | | | | | | | | | | | |
| Blaenau Gwent LA | 214 | 200 | 93.5 | 176 | 82.2 | 188 | 87.9 | 100 | 96 | 96.0 | 84 | 84.0 | 114 | 104 | 91.2 | 92 | 80.7 |
| Caerphilly LA | 608 | 551 | 90.6 | 479 | 78.8 | 483 | 79.4 | 308 | 275 | 89.3 | 238 | 77.3 | 300 | 276 | 92.0 | 241 | 80.3 |
| Monmouthshire LA | 308 | 250 | 81.2 | 215 | 69.8 | 221 | 71.8 | 154 | 124 | 80.5 | 105 | 68.2 | 154 | 126 | 81.8 | 110 | 71.4 |
| Newport LA | 487 | 428 | 87.9 | 388 | 79.7 | 343 | 70.4 | 243 | 206 | 84.8 | 184 | 75.7 | 244 | 222 | 91.0 | 204 | 83.6 |
| Torfaen LA | 308 | 288 | 93.5 | 261 | 84.7 | 252 | 81.8 | 153 | 142 | 92.8 | 131 | 85.6 | 155 | 146 | 94.2 | 130 | 83.9 |
| **Health Board Total** | **1925** | **1717** | **89.2** | **1519** | **78.9** | **1487** | **77.2** | **958** | **843** | **88.0** | **742** | **77.5** | **967** | **874** | **90.4** | **777** | **80.4** |
| **Betsi Cadwaladr University HB** | | | | | | | | | | | | | | | | | |
| Anglesey LA | 214 | 209 | 97.7 | 196 | 91.6 | 167 | 78.0 | 109 | 107 | 98.2 | 103 | 94.5 | 105 | 102 | 97.1 | 93 | 88.6 |
| Conwy LA | 315 | 305 | 96.8 | 293 | 93.0 | 259 | 82.2 | 152 | 146 | 96.1 | 137 | 90.1 | 163 | 159 | 97.5 | 156 | 95.7 |
| Denbighshire LA | 287 | 280 | 97.6 | 258 | 89.9 | 240 | 83.6 | 131 | 127 | 96.9 | 117 | 89.3 | 156 | 153 | 98.1 | 141 | 90.4 |
| Flintshire LA | 494 | 480 | 97.2 | 442 | 89.5 | 417 | 84.4 | 246 | 241 | 98.0 | 223 | 90.7 | 248 | 239 | 96.4 | 219 | 88.3 |
| Gwynedd LA | 346 | 325 | 93.9 | 306 | 88.4 | 283 | 81.8 | 194 | 185 | 95.4 | 173 | 89.2 | 152 | 140 | 92.1 | 133 | 87.5 |
| Wrexham LA | 365 | 350 | 95.9 | 328 | 89.9 | 308 | 84.4 | 179 | 172 | 96.1 | 165 | 92.2 | 186 | 178 | 95.7 | 163 | 87.6 |
| **Health Board Total** | **2021** | **1949** | **96.4** | **1823** | **90.2** | **1674** | **82.8** | **1011** | **978** | **96.7** | **918** | **90.8** | **1010** | **971** | **96.1** | **905** | **89.6** |
| **Cardiff and Vale University HB** | | | | | | | | | | | | | | | | | |
| Cardiff LA | 1005 | 914 | 90.9 | 838 | 83.4 | 723 | 71.9 | 475 | 436 | 91.8 | 408 | 85.9 | 530 | 478 | 90.2 | 430 | 81.1 |
| Vale of Glamorgan LA | 415 | 390 | 94.0 | 361 | 87.0 | 348 | 83.9 | 201 | 186 | 92.5 | 174 | 86.6 | 214 | 204 | 95.3 | 187 | 87.4 |
| **Health Board Total** | **1420** | **1304** | **91.8** | **1199** | **84.4** | **1071** | **75.4** | **676** | **622** | **92.0** | **582** | **86.1** | **744** | **682** | **91.7** | **617** | **82.9** |
| **Cwm Taf HB** | | | | | | | | | | | | | | | | | |
| Merthyr Tydfil LA | 211 | 189 | 89.6 | 162 | 76.8 | 171 | 81.0 | 111 | 103 | 92.8 | 84 | 75.7 | 99 | 86 | 86.9 | 78 | 78.8 |
| Rhondda Cynon Taff LA | 734 | 698 | 95.1 | 633 | 86.2 | 611 | 83.2 | 345 | 327 | 94.8 | 300 | 87.0 | 389 | 371 | 95.4 | 333 | 85.6 |
| **Health Board Total** | **945** | **887** | **93.9** | **795** | **84.1** | **782** | **82.8** | **456** | **430** | **94.3** | **384** | **84.2** | **488** | **457** | **93.6** | **411** | **84.2** |
| **Hywel Dda HB** | | | | | | | | | | | | | | | | | |
| Carmarthenshire LA | 503 | 432 | 85.9 | 377 | 75.0 | 394 | 78.3 | 228 | 192 | 84.2 | 175 | 76.8 | 275 | 240 | 87.3 | 202 | 73.5 |
| Ceredigion LA | 184 | 171 | 92.9 | 146 | 79.3 | 162 | 88.0 | 82 | 77 | 93.9 | 62 | 75.6 | 102 | 94 | 92.2 | 84 | 82.4 |
| Pembrokeshire LA | 337 | 306 | 90.8 | 274 | 81.3 | 97 | 28.8 | 168 | 157 | 93.5 | 146 | 86.9 | 169 | 149 | 88.2 | 128 | 75.7 |
| **Health Board Total** | **1024** | **909** | **88.8** | **797** | **77.8** | **653** | **63.8** | **478** | **426** | **89.1** | **383** | **80.1** | **546** | **483** | **88.5** | **414** | **75.8** |
| **Powys Teaching HB** | **384** | **337** | **87.8** | **292** | **76.0** | **309** | **80.5** | **181** | **157** | **86.7** | **135** | **74.6** | **203** | **180** | **88.7** | **157** | **77.3** |
| Unknown | 72 | 49 | 68.1 | 42 | 58.3 | 42 | 58.3 | 33 | 21 | 63.6 | 18 | 54.5 | 39 | 28 | 71.8 | 24 | 61.5 |
| **Wales Total** | **9290** | **8492** | **91.4** | **7682** | **82.7** | **7266** | **78.2** | **4529** | **4137** | **91.3** | **3766** | **83.2** | **4760** | **4355** | **91.5** | **3916** | **82.3** |

*** Teenage booster dose of diphtheria, tetanus and polio (diphtheria used as proxy).**

**Table 8.** Uptake of HPV vaccine in girls reaching appropriate birthdays between 01/09/11 and 31/08/12 and resident in Wales on 30/09/12.

| Area | 15 years | | | | | | | 16 years | | | | | | | 17 years | | | | | | |
|---|---|---|---|---|---|---|---|---|---|---|---|---|---|---|---|---|---|---|---|---|---|
| | Resident girls | 1 dose | | 2 doses | | 3 doses | | Resident girls | 1 dose | | 2 doses | | 3 doses | | Resident girls | 1 dose | | 2 doses | | 3 doses | |
| **ABM ULHB** | (n) | (n) | (%) | (n) | (%) | (n) | (%) | (n) | (n) | (%) | (n) | (%) | (n) | (%) | (n) | (n) | (%) | (n) | (%) | (n) | (%) |
| Bridgend LA | 833 | 758 | 91.0 | 753 | 90.4 | 743 | 89.2 | 707 | 638 | 90.2 | 635 | 89.8 | 630 | 89.1 | 712 | 623 | 87.5 | 616 | 86.5 | 603 | 84.7 |
| Neath Port Talbot LA | 809 | 717 | 88.6 | 702 | 86.8 | 686 | 84.8 | 776 | 719 | 92.7 | 713 | 91.9 | 707 | 91.1 | 804 | 708 | 88.1 | 694 | 86.3 | 681 | 84.7 |
| Swansea LA | 1257 | 1083 | 86.2 | 1072 | 85.3 | 1056 | 84.0 | 1258 | 1167 | 92.8 | 1163 | 92.4 | 1152 | 91.6 | 1280 | 1080 | 84.4 | 1060 | 82.8 | 1018 | 79.5 |
| **Health Board Total** | **2899** | **2558** | **88.2** | **2527** | **87.2** | **2485** | **85.7** | **2741** | **2524** | **92.1** | **2511** | **91.6** | **2489** | **90.8** | **2796** | **2411** | **86.2** | **2370** | **84.8** | **2302** | **82.3** |
| **Aneurin Bevan LHB** | | | | | | | | | | | | | | | | | | | | | |
| Blaenau Gwent LA | 394 | 371 | 94.2 | 366 | 92.9 | 360 | 91.4 | 409 | 394 | 96.3 | 393 | 96.1 | 383 | 93.6 | 421 | 393 | 93.3 | 388 | 92.2 | 381 | 90.5 |
| Caerphilly LA | 1084 | 962 | 88.7 | 954 | 88.0 | 933 | 86.1 | 1038 | 957 | 92.2 | 951 | 91.6 | 935 | 90.1 | 1056 | 887 | 84.0 | 869 | 82.3 | 838 | 79.4 |
| Monmouthshire LA | 589 | 450 | 76.4 | 442 | 75.0 | 437 | 74.2 | 546 | 416 | 76.2 | 413 | 75.6 | 336 | 61.5 | 507 | 391 | 77.1 | 382 | 75.3 | 374 | 73.8 |
| Newport LA | 941 | 780 | 82.9 | 777 | 82.6 | 761 | 80.9 | 914 | 776 | 84.9 | 770 | 84.2 | 730 | 79.9 | 992 | 808 | 81.5 | 793 | 79.9 | 770 | 77.6 |
| Torfaen LA | 608 | 550 | 90.5 | 549 | 90.3 | 543 | 89.3 | 553 | 518 | 93.7 | 516 | 93.3 | 507 | 91.7 | 598 | 515 | 86.1 | 511 | 85.5 | 495 | 82.8 |
| **Health Board Total** | **3616** | **3113** | **86.1** | **3088** | **85.4** | **3034** | **83.9** | **3460** | **3061** | **88.5** | **3043** | **87.9** | **2891** | **83.6** | **3574** | **2994** | **83.8** | **2943** | **82.3** | **2858** | **80.0** |
| **Betsi Cadwaladr ULHB** | | | | | | | | | | | | | | | | | | | | | |
| Anglesey LA | 399 | 339 | 85.0 | 335 | 84.0 | 326 | 81.7 | 388 | 346 | 89.2 | 343 | 88.4 | 334 | 86.1 | 364 | 290 | 79.7 | 284 | 78.0 | 273 | 75.0 |
| Conwy LA | 590 | 508 | 86.1 | 507 | 85.9 | 500 | 84.7 | 599 | 535 | 89.3 | 534 | 89.1 | 530 | 88.5 | 605 | 498 | 82.3 | 487 | 80.5 | 462 | 76.4 |
| Denbighshire LA | 586 | 499 | 85.2 | 497 | 84.8 | 485 | 82.8 | 508 | 476 | 93.7 | 469 | 92.3 | 460 | 90.6 | 564 | 477 | 84.6 | 461 | 81.7 | 446 | 79.1 |
| Flintshire LA | 888 | 788 | 88.7 | 784 | 88.3 | 778 | 87.6 | 868 | 822 | 94.7 | 821 | 94.6 | 810 | 93.3 | 876 | 785 | 89.6 | 779 | 88.9 | 764 | 87.2 |
| Gwynedd LA | 683 | 573 | 83.9 | 566 | 82.9 | 562 | 82.3 | 624 | 541 | 86.7 | 537 | 86.1 | 524 | 84.0 | 676 | 563 | 83.3 | 558 | 82.5 | 549 | 81.2 |
| Wrexham LA | 654 | 569 | 87.0 | 563 | 86.1 | 566 | 86.5 | 722 | 682 | 94.5 | 676 | 93.6 | 670 | 92.8 | 662 | 570 | 86.1 | 558 | 84.3 | 556 | 84.0 |
| **Health Board Total** | **3800** | **3276** | **86.2** | **3252** | **85.6** | **3217** | **84.7** | **3709** | **3402** | **91.7** | **3380** | **91.1** | **3328** | **89.7** | **3747** | **3183** | **84.9** | **3127** | **83.5** | **3050** | **81.4** |
| **Cardiff & Vale ULHB** | | | | | | | | | | | | | | | | | | | | | |
| Cardiff LA | 1769 | 1521 | 86.0 | 1476 | 83.4 | 1420 | 80.3 | 1864 | 1625 | 87.2 | 1606 | 86.2 | 1547 | 83.0 | 1868 | 1604 | 85.9 | 1561 | 83.6 | 1462 | 78.3 |
| Vale of Glamorgan LA | 819 | 725 | 88.5 | 702 | 85.7 | 672 | 82.1 | 757 | 698 | 92.2 | 694 | 91.7 | 663 | 87.6 | 792 | 672 | 84.8 | 647 | 81.7 | 593 | 74.9 |
| **Health Board Total** | **2588** | **2246** | **86.8** | **2178** | **84.2** | **2092** | **80.8** | **2621** | **2323** | **88.6** | **2300** | **87.8** | **2210** | **84.3** | **2660** | **2276** | **85.6** | **2208** | **83.0** | **2055** | **77.3** |
| **Cwm Taf LHB** | | | | | | | | | | | | | | | | | | | | | |
| Merthyr Tydfil LA | 382 | 344 | 90.1 | 341 | 89.3 | 325 | 85.1 | 361 | 341 | 94.5 | 340 | 94.2 | 335 | 92.8 | 347 | 314 | 90.5 | 311 | 89.6 | 294 | 84.7 |
| Rhondda Cynon Taff LA | 1319 | 1211 | 91.8 | 1203 | 91.2 | 1190 | 90.2 | 1288 | 1203 | 93.4 | 1197 | 92.9 | 1187 | 92.2 | 1287 | 1151 | 89.4 | 1141 | 88.7 | 1111 | 86.3 |
| **Health Board Total** | **1701** | **1555** | **91.4** | **1544** | **90.8** | **1515** | **89.1** | **1649** | **1544** | **93.6** | **1537** | **93.2** | **1522** | **92.3** | **1634** | **1465** | **89.7** | **1452** | **88.9** | **1405** | **86.0** |
| **Hywel Dda LHB** | | | | | | | | | | | | | | | | | | | | | |
| Carmarthenshire LA | 992 | 831 | 83.8 | 819 | 82.6 | 813 | 82.0 | 1000 | 906 | 90.6 | 903 | 90.3 | 884 | 88.4 | 999 | 769 | 77.0 | 755 | 75.6 | 743 | 74.4 |
| Ceredigion LA | 340 | 271 | 79.7 | 269 | 79.1 | 265 | 77.9 | 303 | 253 | 83.5 | 252 | 83.2 | 249 | 82.2 | 345 | 266 | 77.1 | 265 | 76.8 | 261 | 75.7 |
| Pembrokeshire LA | 670 | 571 | 85.2 | 564 | 84.2 | 548 | 81.8 | 669 | 586 | 87.6 | 581 | 86.8 | 575 | 85.9 | 703 | 527 | 75.0 | 513 | 73.0 | 475 | 67.6 |
| **Health Board Total** | **2002** | **1673** | **83.6** | **1652** | **82.5** | **1626** | **81.2** | **1972** | **1745** | **88.5** | **1736** | **88.0** | **1708** | **86.6** | **2047** | **1562** | **76.3** | **1533** | **74.9** | **1479** | **72.3** |
| **Powys Teaching LHB** | **732** | **586** | **80.1** | **586** | **80.1** | **579** | **79.1** | **688** | **603** | **87.6** | **601** | **87.4** | **593** | **86.2** | **731** | **594** | **81.3** | **586** | **80.2** | **579** | **79.2** |
| Unknown | 126 | 72 | 57.1 | 71 | 56.3 | 68 | 54.0 | 128 | 88 | 68.8 | 88 | 68.8 | 85 | 66.4 | 151 | 77 | 51.0 | 77 | 51.0 | 71 | 47.0 |
| **Wales Total** | **17464** | **15079** | **86.3** | **14898** | **85.3** | **14616** | **83.7** | **16968** | **15290** | **90.1** | **15196** | **89.6** | **14826** | **87.4** | **17340** | **14562** | **84.0** | **14296** | **82.4** | **13799** | **79.6** |

**Table 9.** Uptake of BCG immunisation in children reaching their 1st, 2nd, 5th and 16th birthdays between 01/07/12 and 30/09/12 and resident on 30/09/12.

| Area | 1 yr | | | 2 yrs | | | 5 yrs | | | 16 yrs | | |
|---|---|---|---|---|---|---|---|---|---|---|---|---|
| | Resident children (n) | BCG Immunised (n) | BCG Immunised (%) | Resident children (n) | BCG Immunised (n) | BCG Immunised (%) | Resident children (n) | BCG Immunised (n) | BCG Immunised (%) | Resident children (n) | BCG Immunised (n) | BCG Immunised (%) |
| **Abertawe Bro Morgannwg University** | | | | | | | | | | | | |
| Bridgend LA | 418 | 14 | 3.3 | 462 | 14 | 3.0 | 438 | 14 | 3.2 | 371 | 6 | 1.6 |
| Neath Port Talbot LA | 366 | 11 | 3.0 | 419 | 13 | 3.1 | 409 | 5 | 1.2 | 449 | 6 | 1.3 |
| Swansea LA | 735 | 80 | 10.9 | 701 | 76 | 10.8 | 687 | 57 | 8.3 | 679 | 20 | 2.9 |
| **Health Board Total** | **1519** | **105** | **6.9** | **1582** | **103** | **6.5** | **1534** | **76** | **5.0** | **1499** | **32** | **2.1** |
| **Aneurin Bevan** | | | | | | | | | | | | |
| Blaenau Gwent LA | 195 | 4 | 2.1 | 205 | 4 | 2.0 | 216 | 4 | 1.9 | 214 | 1 | 0.5 |
| Caerphilly LA | 545 | 8 | 1.5 | 558 | 9 | 1.6 | 501 | 10 | 2.0 | 608 | 4 | 0.7 |
| Monmouthshire LA | 208 | 12 | 5.8 | 224 | 13 | 5.8 | 229 | 8 | 3.5 | 308 | 6 | 1.9 |
| Newport LA | 469 | 59 | 12.6 | 501 | 66 | 13.2 | 487 | 72 | 14.8 | 487 | 12 | 2.5 |
| Torfaen LA | 246 | 9 | 3.7 | 281 | 6 | 2.1 | 270 | 11 | 4.1 | 308 | 2 | 0.6 |
| **Health Board Total** | **1663** | **92** | **5.5** | **1769** | **98** | **5.5** | **1703** | **105** | **6.2** | **1925** | **25** | **1.3** |
| **Betsi Cadwalladr University** | | | | | | | | | | | | |
| Anglesey LA | 200 | 7 | 3.5 | 222 | 5 | 2.3 | 208 | 4 | 1.9 | 214 | 2 | 0.9 |
| Conwy LA | 278 | 3 | 1.1 | 318 | 11 | 3.5 | 296 | 14 | 4.7 | 315 | 12 | 3.8 |
| Denbighshire LA | 257 | 6 | 2.3 | 244 | 10 | 4.1 | 256 | 8 | 3.1 | 287 | 9 | 3.1 |
| Flintshire LA | 407 | 17 | 4.2 | 446 | 13 | 2.9 | 479 | 17 | 3.5 | 494 | 19 | 3.8 |
| Gwynedd LA | 353 | 7 | 2.0 | 323 | 15 | 4.6 | 325 | 14 | 4.3 | 346 | 7 | 2.0 |
| Wrexham LA | 448 | 34 | 7.6 | 448 | 23 | 5.1 | 395 | 30 | 7.6 | 365 | 12 | 3.3 |
| **Health Board Total** | **1943** | **74** | **3.8** | **2001** | **77** | **3.8** | **1959** | **87** | **4.4** | **2021** | **61** | **3.0** |
| **Cardiff and Vale University** | | | | | | | | | | | | |
| Cardiff LA | 1165 | 212 | 18.2 | 1230 | 245 | 19.9 | 1132 | 257 | 22.7 | 1005 | 117 | 11.6 |
| Vale of Glamorgan LA | 375 | 19 | 5.1 | 370 | 21 | 5.7 | 397 | 26 | 6.5 | 415 | 14 | 3.4 |
| **Health Board Total** | **1540** | **231** | **15.0** | **1600** | **266** | **16.6** | **1529** | **283** | **18.5** | **1420** | **131** | **9.2** |
| **Cwm Taf** | | | | | | | | | | | | |
| Merthyr Tydfil LA | 196 | 16 | 8.2 | 180 | 11 | 6.1 | 180 | 4 | 2.2 | 211 | 5 | 2.4 |
| Rhondda Cynon Taff LA | 747 | 27 | 3.6 | 693 | 16 | 2.3 | 759 | 20 | 2.6 | 734 | 11 | 1.5 |
| **Health Board Total** | **943** | **43** | **4.6** | **873** | **27** | **3.1** | **939** | **24** | **2.6** | **945** | **16** | **1.7** |
| **Hywel Dda** | | | | | | | | | | | | |
| Carmarthenshire LA | 491 | 19 | 3.9 | 509 | 22 | 4.3 | 494 | 12 | 2.4 | 503 | 4 | 0.8 |
| Ceredigion LA | 163 | 10 | 6.1 | 198 | 9 | 4.5 | 164 | 8 | 4.9 | 184 | 11 | 6.0 |
| Pembrokeshire LA | 333 | 13 | 3.9 | 318 | 6 | 1.9 | 330 | 13 | 3.9 | 337 | 3 | 0.9 |
| **Health Board Total** | **987** | **42** | **4.3** | **1025** | **37** | **3.6** | **988** | **33** | **3.3** | **1024** | **18** | **1.8** |
| **Powys Teaching Health Board** | **308** | **9** | **2.9** | **304** | **4** | **1.3** | **330** | **7** | **2.1** | **384** | **1** | **0.3** |
| Unknown | 34 | 1 | 2.9 | 26 | 1 | 3.8 | 49 | 2 | 4.1 | 72 | 2 | 2.8 |
| **Wales Total** | **8937** | **597** | **6.7** | **9180** | **613** | **6.7** | **9031** | **617** | **6.8** | **9290** | **286** | **3.1** |

Data reflects immunisations given and recorded on the NCCHD (following notifications to local Child Health Administration Offices), may be subject to under-reporting. BCG is not a routinely scheduled immunuisation.

**Table 10.** Uptake of hepatitis B immunisation in children receiving their first dose within seven days of birth, reaching their 1st, 2nd, 5th and 16th birthdays during 01/07/12 and 30/09/12 and resident on 30/09/12, and percentage who are recorded as completing doses 1 to 3.

| Area | 1yr | | | | | 2yrs | | | | | 5yrs | | | | | 16yrs | | | | |
|---|---|---|---|---|---|---|---|---|---|---|---|---|---|---|---|---|---|---|---|---|
| | Resident children | HepB dose 1 | HepB dose 2 | HepB dose 3 | Completed 3 doses | Resident children | HepB dose 1 | HepB dose 2 | HepB dose 3 | Completed 3 doses | Resident children | HepB dose 1 | HepB dose 2 | HepB dose 3 | Completed 3 doses | Resident children | HepB dose 1 | HepB dose 2 | HepB dose 3 | Completed 3 doses |
| **Abertawe Bro Morgannwg University** | (n) | (n) | (n) | (n) | (%) | (n) | (n) | (n) | (n) | (%) | (n) | (n) | (n) | (n) | (%) | (n) | (n) | (n) | (n) | (%) |
| Bridgend LA | 418 | 3 | 3 | 1 | 33.3 | 462 | 2 | 2 | 1 | 50.0 | 438 | 0 | 0 | 0 | - | 371 | 0 | 0 | 0 | - |
| Neath Port Talbot LA | 366 | 0 | 0 | 0 | - | 419 | 0 | 0 | 0 | - | 409 | 1 | 1 | 0 | 0.0 | 449 | 0 | 0 | 0 | - |
| Swansea LA | 735 | 6 | 5 | 4 | 66.7 | 701 | 8 | 8 | 8 | 100.0 | 687 | 15 | 10 | 8 | 53.3 | 679 | 2 | 1 | 1 | 50.0 |
| **Health Board Total** | **1519** | **9** | **8** | **5** | 55.6 | **1582** | **10** | **10** | **9** | 90.0 | **1534** | **16** | **11** | **8** | 50.0 | **1499** | **2** | **1** | **1** | 50.0 |
| **Aneurin Bevan** | | | | | | | | | | | | | | | | | | | | |
| Blaenau Gwent LA | 195 | 1 | 1 | 1 | 100.0 | 205 | 0 | 0 | 0 | - | 216 | 0 | 0 | 0 | - | 214 | 1 | 1 | 1 | 100.0 |
| Caerphilly LA | 545 | 3 | 3 | 2 | 66.7 | 558 | 0 | 0 | 0 | - | 501 | 3 | 3 | 3 | 100.0 | 608 | 0 | 0 | 0 | - |
| Monmouthshire LA | 208 | 0 | 0 | 0 | - | 224 | 3 | 3 | 2 | 66.7 | 229 | 2 | 1 | 1 | 50.0 | 308 | 0 | 0 | 0 | - |
| Newport LA | 469 | 3 | 3 | 3 | 100.0 | 501 | 1 | 1 | 1 | 100.0 | 487 | 8 | 7 | 7 | 87.5 | 487 | 0 | 0 | 0 | - |
| Torfaen LA | 246 | 1 | 1 | 1 | 100.0 | 281 | 0 | 0 | 0 | - | 270 | 2 | 1 | 1 | 50.0 | 308 | 0 | 0 | 0 | - |
| **Health Board Total** | **1663** | **8** | **8** | **7** | 87.5 | **1769** | **4** | **4** | **3** | 75.0 | **1703** | **15** | **12** | **12** | 80.0 | **1925** | **1** | **1** | **1** | 100.0 |
| **Betsi Cadwalladr University** | | | | | | | | | | | | | | | | | | | | |
| Anglesey LA | 200 | 1 | 1 | 1 | 100.0 | 222 | 0 | 0 | 0 | - | 208 | 0 | 0 | 0 | - | 214 | 0 | 0 | 0 | - |
| Conwy LA | 278 | 0 | 0 | 0 | - | 318 | 3 | 3 | 1 | 33.3 | 296 | 3 | 3 | 1 | 33.3 | 315 | 0 | 0 | 0 | - |
| Denbighshire LA | 257 | 0 | 0 | 0 | - | 244 | 0 | 0 | 0 | - | 256 | 1 | 1 | 1 | 100.0 | 287 | 0 | 0 | 0 | - |
| Flintshire LA | 407 | 2 | 1 | 1 | 50.0 | 446 | 1 | 1 | 1 | 100.0 | 479 | 2 | 2 | 2 | 100.0 | 494 | 0 | 0 | 0 | - |
| Gwynedd LA | 353 | 1 | 0 | 0 | 0.0 | 323 | 3 | 2 | 2 | 66.7 | 325 | 2 | 2 | 2 | 100.0 | 346 | 0 | 0 | 0 | - |
| Wrexham LA | 448 | 3 | 2 | 1 | 33.3 | 448 | 3 | 3 | 3 | 100.0 | 395 | 3 | 3 | 3 | 100.0 | 365 | 0 | 0 | 0 | - |
| **Health Board Total** | **1943** | **7** | **4** | **3** | 42.9 | **2001** | **10** | **9** | **7** | 70.0 | **1959** | **11** | **11** | **9** | 81.8 | **2021** | **0** | **0** | **0** | - |
| **Cardiff and Vale University** | | | | | | | | | | | | | | | | | | | | |
| Cardiff LA | 1165 | 16 | 14 | 12 | 75.0 | 1230 | 24 | 21 | 18 | 75.0 | 1132 | 27 | 26 | 23 | 85.2 | 1005 | 10 | 10 | 7 | 70.0 |
| Vale of Glamorgan LA | 375 | 1 | 1 | 0 | 0.0 | 370 | 1 | 1 | 1 | 100.0 | 397 | 3 | 3 | 3 | 100.0 | 415 | 2 | 2 | 2 | 100.0 |
| **Health Board Total** | **1540** | **17** | **15** | **12** | 70.6 | **1600** | **25** | **22** | **19** | 76.0 | **1529** | **30** | **29** | **26** | 86.7 | **1420** | **12** | **12** | **9** | 75.0 |
| **Cwm Taf** | | | | | | | | | | | | | | | | | | | | |
| Merthyr Tydfil LA | 196 | 1 | 1 | 1 | 100.0 | 180 | 0 | 0 | 0 | - | 180 | 1 | 0 | 0 | 0.0 | 211 | 1 | 1 | 1 | 100.0 |
| Rhondda Cynon Taff LA | 747 | 3 | 3 | 2 | 66.7 | 693 | 0 | 0 | 0 | - | 759 | 2 | 2 | 1 | 50.0 | 734 | 0 | 0 | 0 | - |
| **Health Board Total** | **943** | **4** | **4** | **3** | 75.0 | **873** | **0** | **0** | **0** | - | **939** | **3** | **2** | **1** | 33.3 | **945** | **1** | **1** | **1** | 100.0 |
| **Hywel Dda** | | | | | | | | | | | | | | | | | | | | |
| Carmarthenshire LA | 491 | 1 | 1 | 1 | 100.0 | 509 | 2 | 2 | 1 | 50.0 | 494 | 4 | 4 | 3 | 75.0 | 503 | 0 | 0 | 0 | - |
| Ceredigion LA | 163 | 0 | 0 | 0 | - | 198 | 3 | 2 | 1 | 33.3 | 164 | 1 | 1 | 1 | 100.0 | 184 | 0 | 0 | 0 | - |
| Pembrokeshire LA | 333 | 4 | 3 | 3 | 75.0 | 318 | 1 | 1 | 1 | 100.0 | 330 | 3 | 3 | 3 | 100.0 | 337 | 1 | 1 | 1 | 100.0 |
| **Health Board Total** | **987** | **5** | **4** | **4** | 80.0 | **1025** | **6** | **5** | **3** | 50.0 | **988** | **8** | **8** | **7** | 87.5 | **1024** | **1** | **1** | **1** | 100.0 |
| **Powys Teaching Health Board** | **308** | **1** | **1** | **0** | 0.0 | **304** | **0** | **0** | **0** | - | **330** | **0** | **0** | **0** | - | **384** | **0** | **0** | **0** | - |
| Unknown | 34 | 0 | 0 | 0 | - | 26 | 0 | 0 | 0 | - | 49 | 0 | 0 | 0 | - | 72 | 0 | 0 | 0 | - |
| **Wales Total** | **8937** | **51** | **44** | **34** | **66.7** | **9180** | **55** | **50** | **41** | **74.5** | **9031** | **83** | **73** | **63** | **75.9** | **9290** | **17** | **16** | **13** | **76.5** |

Data reflects immunisations given and recorded on the NCCHD (following notifications to local Child Health Administration Offices), may be subject to under-reporting. Hepatitis B is not a routinely scheduled immunisation. Only children who receive the first dose of hepatitis B vaccine within seven days of birth (suggesting high risk status) are included in this table