Vaccine Uptake in Children in Wales October to December 2011

COVER 101: Wales February 2012

GIG CYMRU NHS WALES | Iechyd Cyhoeddus Cymru Public Health Wales

Key points

- Uptake of all scheduled immunisations in children less than one year of age exceeded the 95% uptake target this quarter. Twenty Local Authority (LA) areas exceeded the 95% uptake target for the 5 in 1 and MenC vaccines, with 17 achieving 95% uptake for all routine immunisations in one year olds.
- Uptake of the first dose of MMR vaccine in two year old children increased to 93% this quarter and ranged by LA from 89% to just below 97%. Eight LA area achieved the target of 95% uptake.
- Uptake of the second MMR dose by five years of age increased to 88% this quarter, ranging by LA from 82% to 92%.
- Uptake of 4 in 1 pre-school booster in five year old children was 90%, ranging by LA from 84% to 95%.
- Uptake of first dose of Human Papilloma Virus (HPV) vaccine in girls in the 2010-11 School Year 8 was 88% and uptake of the complete three dose course was 84%.
- Coverage of one dose of MMR vaccine in 16 year olds this quarter was 92% and coverage of a completed two dose course was 83%.

These results are for children living in Wales in February 2012 and reaching their first, second, fifth, 15th and 16th birthdays during the quarter 01/10/2011 to 31/12/2011. Uptake of HPV vaccination in girls in the 2011-12 School Year 8 (reaching their 13th birthday between 01/09/2011 and 31/08/2012) is presented, along with coverage in the previous year's School Year 8 group. HPV vaccination protects girls against cervical cancer associated with HPV types 16 and 18. The routine HPV vaccination schedule consists of three doses, usually given to girls in school Year 8 at intervals of one to two months and then six months after the first dose. BCG and hepatitis B immunisation uptake data are also presented here. BCG and hepatitis B immunisations are not part of the routine childhood schedule and are given selectively following risk assessment; further information on circumstances in which these immunisations should be given can be found in Immunisations Against Infectious Disease (The Green Book).

Findings

1. Uptake of all three doses of the combined "5 in 1" DTaP/IPV/Hib[1] vaccine, scheduled at 2, 3 and 4 months of age, in children reaching their first birthday this quarter was 96.2% (compared to 96.5% last quarter). Uptake in the seven Health Boards ranged from 93.9% to 97.4% and by Local Authority (LA) from 93.4% (Cardiff) to 98.6% (Anglesey). Twenty of the 22 LA areas achieved the target 95% uptake (see Figure 2 and Tables 1, 2).

[1] DTaP/IPV/Hib vaccine protects against Diphtheria, Tetanus, Pertussis (Whooping Cough), Polio and Hib infection.

[2] Men C vaccine protects against meningitis caused by meningococcus group C infection. PCV protects against pneumococcal meningitis, bacteraemia, pneumonia and otitis media. Children reaching one year of age this quarter have been scheduled for the two dose course of pneumococcal conjugate vaccination (PCV) at two and four months of age and the two dose MenC primary course scheduled at three and four months of age. Children reaching 2 years of age this quarter should have been offered a routine dose of the Hib/ MenC at 12 months and PCV at 13 months.

2. National uptake of a completed two dose course of MenC[2] vaccine in children reaching their first birthday this quarter was 96.1% (compared to 96.4% last quarter). Uptake in Health Boards ranged from 93.7% to 97.5% and ranged by LA from 93.1% (Cardiff) to 98.6% (Anglesey). Twenty LA areas achieved an uptake in excess of the 95% target (see Tables 1, 2).

3. Uptake of a complete two dose primary course of pneumococcal conjugate vaccination (PCV2[2]) in children reaching their first birthday this quarter was 95.7%, a decrease of 0.4% from last quarter, ranging by LA from 92.8% (Cardiff) to 98.1% (Anglesey). Seventeen LA areas achieved the target 95% uptake (see Table 2).

4. Uptake of the first dose of MMR[3] in children reaching their second birthday (scheduled at 13 months of age) increased to 93.3% this quarter (compared to 92.2% last quarter), ranging by LA from 89.3% (Neath Port Talbot) to 97.4% (Merthyr Tydfil) (see Figure 3 and Tables 1, 3). Eight LA area achieved the target of 95% uptake.

5. Uptake of the final dose of Pneumococcal Conjugate Vaccine (PCVf, scheduled at 13 months of age) by the second birthday increased to 94.0% (from 93.1% last quarter). Uptake by LA ranged from 89.7% (Conwy) to 97.5% (Flintshire) (see Tables 1, 3). Seven LA areas achieved an uptake in excess of 95%.

6. Uptake of the Hib/MenC booster (given at 12 months of age) in children reaching two years of age during this quarter increased to 94.1% (from 94.0% last quarter), ranging by LA from 90.6% (Newport) to 99.4% (Merthyr Tydfil) (see Tables 1, 3). Six LA areas achieved uptakes in excess of 95%.

7. In children reaching five years of age this quarter, uptake of one dose of MMR increased to 95.2% (from 94.6% last quarter) and uptake of two doses also increased to 87.6% (from 87.5% last quarter). Uptake of two doses ranged by Health Board from 85.4% to 90.4% and by LA from 81.9% (Newport) to 92.1% (Denbighshire) (see Figure 4, Table 4). No LA exceeded 95% uptake for two doses of MMR by five years of age, however seven LA areas exceeded 90%.

8. Uptake of the "4 in 1" DTaP/IPV[4] pre-school booster in children reaching their fifth birthday increased to 90.1% this quarter from 90.0% last quarter, ranging by Health Board from 88.3% to 92.2% and by LA from 84.1% (Newport) to 95.2% (Gwynedd) (Tables 1, 4). One LA area achieved the 95% uptake target; and 13 additional LA areas had uptakes in excess of 90% (see Figure 5, Table 4).

9. Coverage of a full two dose primary course of MenC in children reaching their fifth birthday this quarter was 94.6% (from 94.0% last quarter). Coverage ranged by Health Board from 93.0% to 96.2% and by LA from 91.0% to 98.0%. This group of children would have been scheduled according to the new schedule (two doses of MenC vaccine at three and four months, with a HibMenC booster at 12-13 months of age).

10. Uptake of one dose of HPV vaccine in girls in the 2011-12 School Year 8 (reaching their 13th birthday between 01/09/2011 and 31/08/2012) was 83.0% (Table 5) and uptake of two doses was 63.3%. Vaccination sessions for the second dose and data entry are likely not to have been complete when data for this report were extracted, as a result uptake for the second dose is expected to increase. Coverage of HPV vaccination in the previous (2010-11) School Year 8 routine campaign group (girls turning 14 years of age during 01/09/11 to 31/08/12) was at 88.7%, 87.6% and 84.4% for one, two and three doses respectively (Table 5). This represents end of year figures for the 2010-11 routine HPV campaign, although coverage may increase as girls who have missed out on vaccination are given to opportunity to catch up.

11. Coverage of two doses of MMR in children reaching 16 years of age this quarter was 83.4% (Table 7), ranging by LA from 69.0% (Monmouthshire) to 92.3% (Flintshire). Uptake of one dose of MMR was 91.5%, ranging by LA from 78.8% (Monmouthshire) to 97.5% (Denbighshire). Uptake of a full course (two doses of MMR) of immunisation against rubella in 16 year old girls this quarter was 83.8% and uptake of only one dose was 92.0%.

12. National uptake of the Td/IPV[5] teenage booster in children reaching 16 years of age this quarter was 76.3% (Table 7), ranging by LA from 26.4% (Pembrokeshire) to 86.8% (Ceredigion).
13. Coverage of a complete three dose course of HPV vaccine in girls reaching their 15th birthday during 01/09/11 to 31/08/12 (the 2011-12 year 10) is currently 83.0%. Coverage of a complete three dose course of HPV vaccine in girls reaching their 16th birthday during 01/09/11 to 31/08/12 (2011-12 year 11) is currently 87.2%. Coverage of a complete three dose course of HPV vaccine in girls reaching their 17th birthday during 01/09/11 to 31/08/12 (2011-12 year 12) is currently 79.3% (see Table 8).
14. Uptake of BCG[6] immunisation is presented in Table 9. These data are based on notifications of BCG immunisations recorded in the National Community Child Health Database (NCCHD). BCG immunisation has been received by 6.2%, 5.6%, 6.2% and 2.8% of children reaching their first, second, fifth and 16th birthdays (respectively) during quarter 4 2011. Highest proportions of children given BCG by one and two years of age this quarter were seen in Cardiff LA and Newport LA[7].
15. Uptake of hepatitis B immunisation, recorded through the Child Health System is presented in Table 10. These data are based on reports of hep B immunisations recorded in the National Community Child Health database. Uptake data is only presented for children receiving the first dose of hepatitis B vaccine within seven days of birth. Fifty, 57 and 56 children reaching their 1st, 2nd and 5th birthdays during quarter 4 2011, respectively, had started hepatitis B immunisation courses in their first week of life. Of these children 64.0%, 78.9% and 73.2% (respectively) were recorded as having completed three doses of the hepatitis B schedule by those birthdays.

Comment

Uptake of all routine immunisations scheduled for babies in their first year of life again exceeded 95% this quarter. Uptake of the HibMenC booster, the final dose of Pneumococcal Conjugate Vaccine and the first dose of MMR, all scheduled for babies in their second year continued on a positive trend toward 95%. This quarter saw the highest number of Local Authority areas ever reach the 95% target for one dose MMR. The 95% target is level of vaccination coverage required to prevent ongoing transmission of the measles virus.

Although trends for immunisation in older children and teenagers are also positive, coverage is lower. Approximately one in ten children who became five years of age during October to December 2011 had not completed their MMR course or received their pre-school booster against diphtheria, tetanus, pertussis and polio. It is important that immunisation status is checked on entry of children to primary and secondary school if future outbreaks are to be averted. North Wales is currently experiencing an outbreak of measles, affecting secondary school aged children, as at 24th February 19 cases of measles associated with this outbreak had been clinically diagnosed [1]. This COVER report highlights that almost one in five teenagers reaching their 16th birthday last quarter had not completed the recommended two doses of MMR.

Uptake of the teenage booster which is required to complete the immunisation schedule protecting against diphtheria, tetanus and polio, by 16 years of age, has increased by almost 20% compared to the corresponding quarter in 2010. This is mainly due to the dramatic increase in uptake in the Gwent area (58% increase since quarter 4 2010 [2]). Uptake of a complete three dose course of HPV vaccine in girls who had just finished School Year 8 has also increased 4% compared to the previous School Year 8 group, reported in 2010 [2].

---

[3] MMR protects against measles, mumps and rubella infections.
[4] DTaP/IPV (and dTaP/IPV) vaccines boost protection against Diphtheria, Tetanus, Pertussis and Polio infection before school entry
[5] Td/IPV boosts protection against Diphtheria, Tetanus and Polio infection before entering adulthood
[6] BCG protects against tuberculosis infection.
[7] Numbers of eligible children for BCG and hep B are not known

References:

1. Public Health Wales. Update of Porthmadog measles outbreak, February 2012. Available from: http://www.wales.nhs.uk/sitesplus/888/news/21964
2. Public Health Wales Health Protection Division. Vaccine uptake in Children in Wales, October to December 2010: COVER report 97, February 2011. Cardiff, Public Health Wales. Available from: http://www.wales.nhs.uk/sites3/page.cfm?orgid=457&pid=54144

Report prepared by Public Health Wales Vaccine Preventable Disease Programme and Communicable Disease Surveillance Centre.

Data for this report was provided by NHS Wales Informatics Service from the National Community Child Health Database (NCCHD). The data was sourced from Community Child Health databases maintained by local Child Health Office staff in Trusts throughout Wales based on regular returns from doctors and nurses who immunise or advise on immunisation. Uptake data presented throughout are for LHB resident population, not for LHB GP practice populations. The maps, graphs and Table 1 are best viewed in colour.

Useful Links

HPV catch-up for young women born between 1 September 1990 and 31 August 1991: http://wales.gov.uk/topics/health/publications/health/ministerial/hpvvaccination/?lang=en
Welsh Health Circular (2005) 081 – MMR immunisation catch-up: http://www.wales.nhs.uk/documents/WHC_2005_081.pdf
Accelerated HPV catch-up for young women born between 1 September 1991 and 31 August 1995 (intranet): http://howis.wales.nhs.uk/sites3/page.cfm?orgid=474&pid=21255
Public Health Wales Vaccination and Immunisation intranet site HPV pages: http://howis.wales.nhs.uk/sites3/page.cfm?orgId=474&pid=21297

Suggested citation for this report:

Public Health Wales Health Protection Division. Vaccine uptake in Children in Wales, October to December 2011: COVER report 101, February 2012. Cardiff, Public Health Wales.

If you have any questions or suggestions on COVER reporting in Wales, please contact: surveillance.requests@wales.nhs.uk

Figure 1. Percentage uptake of childhood immunisations in Wales, quarter 1 1997 to quarter 4 2011. Data are for: children reaching 1 year of age each quarter for diphtheria, pertussis, Hib, MenC and pneumococcal conjugate vaccine (PCV2), children reaching 2 years of age for MMR1 (first dose) and the Hib MenC booster, and 5 years of age for MMR2 (second dose).

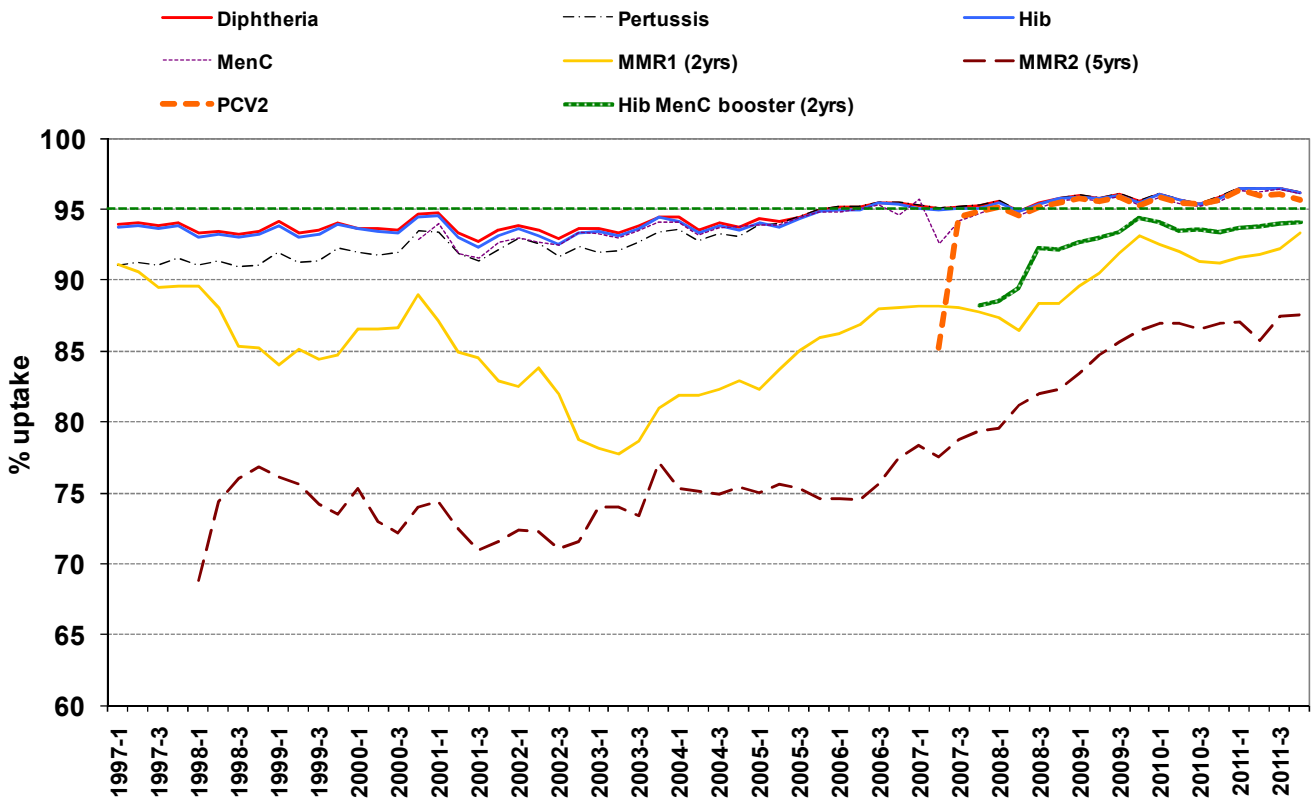

Figure 2. Uptake of 5 in 1 vaccine in Welsh Local Authority areas in children reaching their 1st birthday between 01/10/11 and 31/12/11.

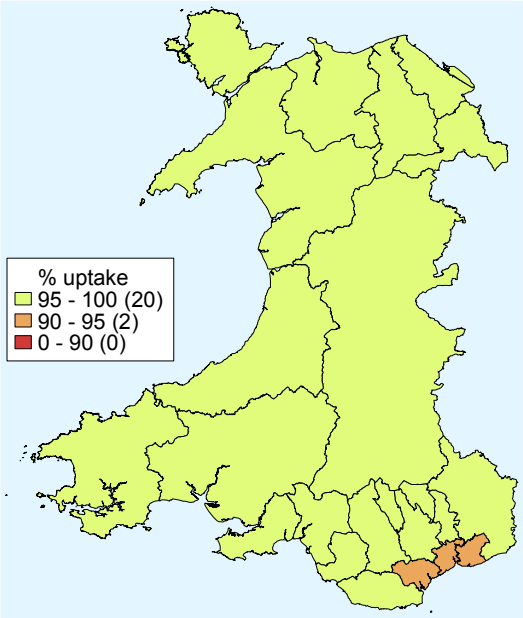

Figure 3. Uptake of at least 1 dose of MMR immunisation in Welsh Local Authority areas in children reaching their 2nd birthday between 01/10/11 and 30/12/11.

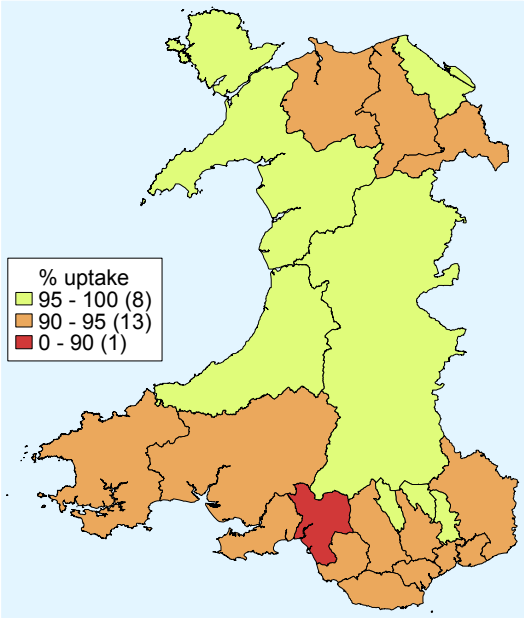

Figure 4. Uptake of two doses of MMR vaccine in Welsh Local Authority areas in children reaching their 5th birthday between 01/10/11 and 30/12/11.

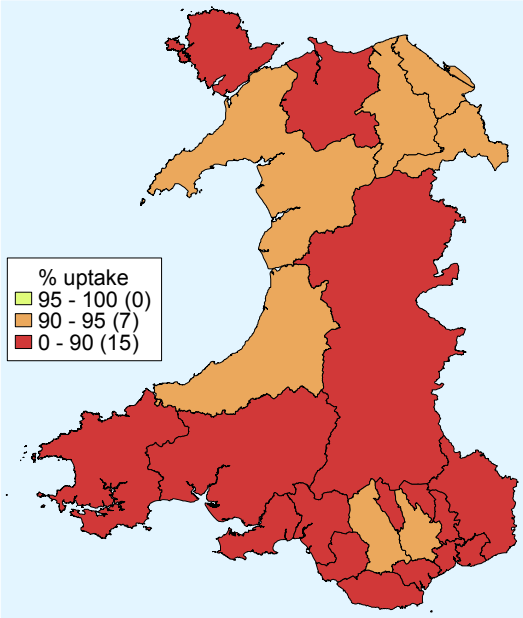

Figure 5. Uptake of 4 in 1 vaccine in Welsh Local Authority areas in children reaching their 5th birthday between 01/10/11 and 30/12/11.

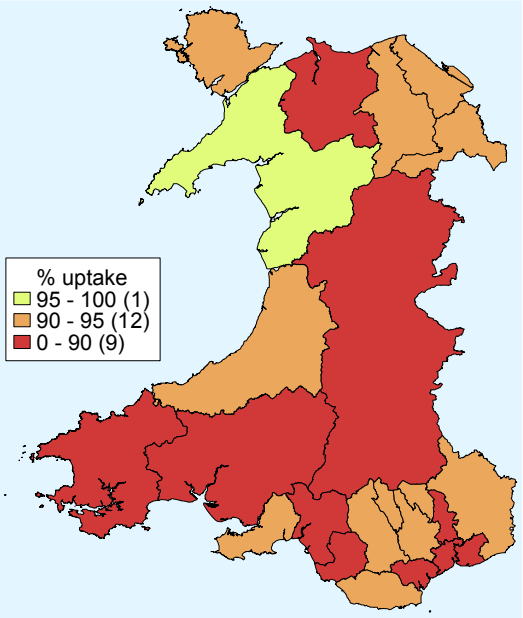

Table1. Summary table with uptake of selected immunisations in resident children reaching their 1st, 2nd, 5th and 16th birthday between 01/10/11 and 31/12/11 and resident on 01/02/2012.

Area	Age 1 year					Age 2 years							Age 5 years					Age 16 years						
	Resident children	5 in 1*		MenC		Resident children	MMR1		PCVf‡		Hib/MenC booster		Resident children	MMR2		4 in 1*		Resident children	MMR1		MMR2		3 in 1 Teenage booster**	
Abertawe Bro Morgannwg University LHB	(n)	(n)	(%)	(n)	(%)	(n)	(n)	(%)	(n)	(%)	(n)	(%)	(n)	(n)	(%)	(n)	(%)	(n)	(n)	(%)	(n)	(%)	(n)	(%)
Bridgend LA	415	402	96.9	401	96.6	415	391	94.2	392	94.5	394	94.9	381	327	85.8	337	88.5	363	331	91.2	295	81.3	300	82.6
Neath Port Talbot LA	399	387	97.0	386	96.7	375	335	89.3	339	90.4	342	91.2	363	303	83.5	324	89.3	424	385	90.8	354	83.5	344	81.1
Swansea LA	736	708	96.2	708	96.2	620	563	90.8	580	93.5	586	94.5	615	532	86.5	556	90.4	614	557	90.7	505	82.2	519	84.5
Health Board Total	**1550**	**1497**	**96.6**	**1495**	**96.5**	**1410**	**1289**	**91.4**	**1311**	**93.0**	**1322**	**93.8**	**1359**	**1162**	**85.5**	**1217**	**89.6**	**1401**	**1273**	**90.9**	**1154**	**82.4**	**1163**	**83.0**
Aneurin Bevan LHB																								
Blaenau Gwent LA	197	193	98.0	193	98.0	214	205	95.8	206	96.3	203	94.9	172	153	89.0	157	91.3	210	191	91.0	177	84.3	164	78.1
Caerphilly LA	597	581	97.3	582	97.5	495	454	91.7	462	93.3	462	93.3	550	499	90.7	512	93.1	500	458	91.6	416	83.2	409	81.8
Monmouthshire LA	222	212	95.5	212	95.5	208	193	92.8	195	93.8	194	93.3	223	194	87.0	201	90.1	274	216	78.8	189	69.0	200	73.0
Newport LA	527	499	94.7	498	94.5	534	485	90.8	484	90.6	484	90.6	447	366	81.9	376	84.1	460	400	87.0	355	77.2	325	70.7
Torfaen LA	271	264	97.4	262	96.7	266	255	95.9	258	97.0	257	96.6	289	256	88.6	260	90.0	288	260	90.3	240	83.3	217	75.3
Health Board Total	**1814**	**1749**	**96.4**	**1747**	**96.3**	**1717**	**1592**	**92.7**	**1605**	**93.5**	**1600**	**93.2**	**1681**	**1468**	**87.3**	**1506**	**89.6**	**1732**	**1525**	**88.0**	**1377**	**79.5**	**1315**	**75.9**
Betsi Cadwaladr University LHB																								
Anglesey LA	212	209	98.6	209	98.6	203	193	95.1	190	93.6	188	92.6	172	153	89.0	160	93.0	190	183	96.3	173	91.1	141	74.2
Conwy LA	256	246	96.1	247	96.5	290	265	91.4	260	89.7	265	91.4	292	256	87.7	260	89.0	259	246	95.0	232	89.6	202	78.0
Denbighshire LA	283	271	95.8	270	95.4	276	258	93.5	260	94.2	262	94.9	240	221	92.1	223	92.9	240	234	97.5	216	90.0	196	81.7
Flintshire LA	445	435	97.8	435	97.8	436	416	95.4	425	97.5	422	96.8	436	394	90.4	400	91.7	413	400	96.9	381	92.3	347	84.0
Gwynedd LA	295	287	97.3	284	96.3	348	332	95.4	331	95.1	335	96.3	332	305	91.9	316	95.2	308	292	94.8	276	89.6	239	77.6
Wrexham LA	457	442	96.7	438	95.8	412	384	93.2	386	93.7	390	94.7	405	367	90.6	371	91.6	349	338	96.8	320	91.7	287	82.2
Health Board Total	**1948**	**1890**	**97.0**	**1883**	**96.7**	**1965**	**1848**	**94.0**	**1852**	**94.2**	**1862**	**94.8**	**1877**	**1696**	**90.4**	**1730**	**92.2**	**1759**	**1693**	**96.2**	**1598**	**90.8**	**1412**	**80.3**
Cardiff and Vale University LHB																								
Cardiff LA	1234	1153	93.4	1149	93.1	1139	1061	93.2	1064	93.4	1060	93.1	1065	897	84.2	930	87.3	1024	941	91.9	859	83.9	740	72.3
Vale of Glamorgan LA	316	303	95.9	303	95.9	383	362	94.5	366	95.6	363	94.8	345	307	89.0	315	91.3	415	387	93.3	356	85.8	350	84.3
Health Board Total	**1550**	**1456**	**93.9**	**1452**	**93.7**	**1522**	**1423**	**93.5**	**1430**	**94.0**	**1423**	**93.5**	**1410**	**1204**	**85.4**	**1245**	**88.3**	**1439**	**1328**	**92.3**	**1215**	**84.4**	**1090**	**75.7**
Cwm Taf LHB																								
Merthyr Tydfil LA	189	183	96.8	184	97.4	154	150	97.4	150	97.4	153	99.4	148	130	87.8	134	90.5	170	158	92.9	142	83.5	137	80.6
Rhondda Cynon Taff LA	779	760	97.6	760	97.6	711	667	93.8	674	94.8	679	95.5	646	582	90.1	598	92.6	643	606	94.2	562	87.4	531	82.6
Health Board Total	**968**	**943**	**97.4**	**944**	**97.5**	**865**	**817**	**94.5**	**824**	**95.3**	**832**	**96.2**	**794**	**712**	**89.7**	**732**	**92.2**	**813**	**764**	**94.0**	**704**	**86.6**	**668**	**82.2**
Hywel Dda LHB																								
Carmarthenshire LA	538	514	95.5	514	95.5	485	456	94.0	460	94.8	454	93.6	495	433	87.5	441	89.1	519	476	91.7	417	80.3	390	75.1
Ceredigion LA	183	175	95.6	175	95.6	178	170	95.5	169	94.9	167	93.8	160	147	91.9	149	93.1	167	154	92.2	138	82.6	145	86.8
Pembrokeshire LA	346	335	96.8	333	96.2	341	315	92.4	320	93.8	317	93.0	328	279	85.1	283	86.3	352	313	88.9	275	78.1	93	26.4
Health Board Total	**1067**	**1024**	**96.0**	**1022**	**95.8**	**1004**	**941**	**93.7**	**949**	**94.5**	**938**	**93.4**	**983**	**859**	**87.4**	**873**	**88.8**	**1038**	**943**	**90.8**	**830**	**80.0**	**628**	**60.5**
Powys Teaching LHB	**334**	**323**	**96.7**	**325**	**97.3**	293	280	95.6	283	96.6	284	96.9	302	262	86.8	271	89.7	335	288	86.0	246	73.4	247	73.7
Unknown	33	31	93.9	31	93.9	39	31	79.5	32	82.1	30	76.9	41	35	85.4	35	85.4	87	62	71.3	53	60.9	46	52.9
Wales Total	**9264**	**8913**	**96.2**	**8899**	**96.1**	**8815**	**8221**	**93.3**	**8286**	**94.0**	**8291**	**94.1**	**8447**	**7398**	**87.6**	**7609**	**90.1**	**8604**	**7876**	**91.5**	**7177**	**83.4**	**6569**	**76.3**

* Uptake of pertussis used as proxy
** Uptake of diphtheria (reinforcing booster dose) used as proxy
‡ Children receiving the final dose of PCV

95% and higher
90% to 95%
below 90%

Table 2. Vaccine uptake in children reaching their 1st birthday between 01/10/11 and 31/12/11 and resident on 01/02/2012.

Area	Resident children	D3		T3		P3		Po3		Hib3		MMR1		MenC		PCV2*		HibMenCb	
Abertawe Bro Morgannwg University HB	(n)	(n)	(%)	(n)	(%)	(n)	(%)	(n)	(%)	(n)	(%)	(n)	(%)	(n)	(%)	(n)	(%)	(n)	(%)
Bridgend LA	415	402	96.9	402	96.9	402	96.9	402	96.9	402	96.9	1	0.2	401	96.6	399	96.1	1	0.2
Neath Port Talbot LA	399	387	97.0	387	97.0	387	97.0	387	97.0	387	97.0	1	0.3	386	96.7	386	96.7	0	0.0
Swansea LA	736	708	96.2	708	96.2	708	96.2	708	96.2	706	95.9	1	0.1	708	96.2	705	95.8	1	0.1
Health Board Total	**1550**	**1497**	**96.6**	**1497**	**96.6**	**1497**	**96.6**	**1497**	**96.6**	**1495**	**96.5**	**3**	**0.2**	**1495**	**96.5**	**1490**	**96.1**	**2**	**0.1**
Aneurin Bevan HB																			
Blaenau Gwent LA	197	193	98.0	193	98.0	193	98.0	193	98.0	193	98.0	0	0.0	193	98.0	193	98.0	0	0.0
Caerphilly LA	597	581	97.3	581	97.3	581	97.3	581	97.3	581	97.3	2	0.3	582	97.5	576	96.5	0	0.0
Monmouthshire LA	222	212	95.5	212	95.5	212	95.5	212	95.5	212	95.5	1	0.5	212	95.5	211	95.0	1	0.5
Newport LA	527	499	94.7	499	94.7	499	94.7	499	94.7	499	94.7	4	0.8	498	94.5	498	94.5	1	0.2
Torfaen LA	271	264	97.4	264	97.4	264	97.4	264	97.4	264	97.4	1	0.4	262	96.7	263	97.0	1	0.4
Health Board Total	**1814**	**1749**	**96.4**	**1749**	**96.4**	**1749**	**96.4**	**1749**	**96.4**	**1749**	**96.4**	**8**	**0.4**	**1747**	**96.3**	**1741**	**96.0**	**3**	**0.2**
Betsi Cadwaladr University HB																			
Anglesey LA	212	209	98.6	209	98.6	209	98.6	209	98.6	209	98.6	3	1.4	209	98.6	208	98.1	2	0.9
Conwy LA	256	246	96.1	246	96.1	246	96.1	246	96.1	246	96.1	0	0.0	247	96.5	242	94.5	1	0.4
Denbighshire LA	283	271	95.8	271	95.8	271	95.8	271	95.8	271	95.8	3	1.1	270	95.4	268	94.7	2	0.7
Flintshire LA	445	435	97.8	435	97.8	435	97.8	435	97.8	435	97.8	0	0.0	435	97.8	431	96.9	0	0.0
Gwynedd LA	295	287	97.3	287	97.3	287	97.3	287	97.3	287	97.3	1	0.3	284	96.3	286	96.9	1	0.3
Wrexham LA	457	442	96.7	442	96.7	442	96.7	441	96.5	441	96.5	5	1.1	438	95.8	435	95.2	7	1.5
Health Board Total	**1948**	**1890**	**97.0**	**1890**	**97.0**	**1890**	**97.0**	**1889**	**97.0**	**1889**	**97.0**	**12**	**0.6**	**1883**	**96.7**	**1870**	**96.0**	**13**	**0.7**
Cardiff and Vale University HB																			
Cardiff LA	1234	1153	93.4	1153	93.4	1153	93.4	1155	93.6	1153	93.4	7	0.6	1149	93.1	1145	92.8	6	0.5
Vale of Glamorgan LA	316	304	96.2	304	96.2	303	95.9	304	96.2	303	95.9	0	0.0	303	95.9	303	95.9	1	0.3
Health Board Total	**1550**	**1457**	**94.0**	**1457**	**94.0**	**1456**	**93.9**	**1459**	**94.1**	**1456**	**93.9**	**7**	**0.5**	**1452**	**93.7**	**1448**	**93.4**	**7**	**0.5**
Cwm Taf HB																			
Merthyr Tydfil LA	189	183	96.8	183	96.8	183	96.8	183	96.8	183	96.8	4	2.1	184	97.4	184	97.4	3	1.6
Rhondda Cynon Taff LA	779	760	97.6	760	97.6	760	97.6	760	97.6	760	97.6	7	0.9	760	97.6	757	97.2	6	0.8
Health Board Total	**968**	**943**	**97.4**	**943**	**97.4**	**943**	**97.4**	**943**	**97.4**	**943**	**97.4**	**11**	**1.1**	**944**	**97.5**	**941**	**97.2**	**9**	**0.9**
Hywel Dda HB																			
Carmarthenshire LA	538	514	95.5	514	95.5	514	95.5	514	95.5	514	95.5	5	0.9	514	95.5	509	94.6	3	0.6
Ceredigion LA	183	175	95.6	175	95.6	175	95.6	175	95.6	175	95.6	0	0.0	175	95.6	175	95.6	0	0.0
Pembrokeshire LA	346	335	96.8	335	96.8	335	96.8	334	96.5	334	96.5	1	0.3	333	96.2	334	96.5	2	0.6
Health Board Total	**1067**	**1024**	**96.0**	**1024**	**96.0**	**1024**	**96.0**	**1023**	**95.9**	**1023**	**95.9**	**6**	**0.6**	**1022**	**95.8**	**1018**	**95.4**	**5**	**0.5**
Powys Teaching HB	**334**	**323**	**96.7**	**323**	**96.7**	**323**	**96.7**	**323**	**96.7**	**323**	**96.7**	**8**	**2.4**	**325**	**97.3**	**323**	**96.7**	**8**	**2.4**
Unknown	33	31	93.9	31	93.9	31	93.9	31	93.9	31	93.9	0	0.0	31	93.9	31	93.9	0	0.0
Wales Total	**9264**	**8914**	**96.2**	**8914**	**96.2**	**8913**	**96.2**	**8914**	**96.2**	**8909**	**96.2**	**55**	**0.6**	**8899**	**96.1**	**8862**	**95.7**	**47**	**0.5**

* Full primary 2 dose course of pneumococcal conjugate vaccine

Table 3. Vaccine uptake in children reaching their 2nd birthday between 01/10/11 and 31/12/11 and resident on 01/02/2012.

Area	Resident children	D3		T3		P3		Po3		Hib3		MMR1		MenC*		PCV2**		PCVf***		HibMenCb	
Abertawe Bro Morgannwg University HB	(n)	(n)	(%)	(n)	(%)	(n)	(%)	(n)	(%)	(n)	(%)	(n)	(%)	(n)	(%)	(n)	(%)	(n)	(%)	(n)	(%)
Bridgend LA	415	409	98.6	409	98.6	409	98.6	409	98.6	409	98.6	391	94.2	406	97.8	400	96.4	392	94.5	394	94.9
Neath Port Talbot LA	375	364	97.1	364	97.1	364	97.1	364	97.1	364	97.1	335	89.3	356	94.9	350	93.3	339	90.4	342	91.2
Swansea LA	620	599	96.6	599	96.6	599	96.6	599	96.6	599	96.6	563	90.8	593	95.6	585	94.4	580	93.5	586	94.5
Health Board Total	**1410**	**1372**	**97.3**	**1372**	**97.3**	**1372**	**97.3**	**1372**	**97.3**	**1372**	**97.3**	**1289**	**91.4**	**1355**	**96.1**	**1335**	**94.7**	**1311**	**93.0**	**1322**	**93.8**
Aneurin Bevan HB																					
Blaenau Gwent LA	214	208	97.2	208	97.2	208	97.2	207	96.7	207	96.7	205	95.8	207	96.7	203	94.9	206	96.3	203	94.9
Caerphilly LA	495	482	97.4	482	97.4	482	97.4	482	97.4	482	97.4	454	91.7	482	97.4	474	95.8	462	93.3	462	93.3
Monmouthshire LA	208	198	95.2	198	95.2	198	95.2	198	95.2	198	95.2	193	92.8	195	93.8	193	92.8	195	93.8	194	93.3
Newport LA	534	511	95.7	511	95.7	511	95.7	511	95.7	509	95.3	485	90.8	502	94.0	496	92.9	484	90.6	484	90.6
Torfaen LA	266	262	98.5	262	98.5	262	98.5	262	98.5	262	98.5	255	95.9	261	98.1	253	95.1	258	97.0	257	96.6
Health Board Total	**1717**	**1661**	**96.7**	**1661**	**96.7**	**1661**	**96.7**	**1660**	**96.7**	**1658**	**96.6**	**1592**	**92.7**	**1647**	**95.9**	**1619**	**94.3**	**1605**	**93.5**	**1600**	**93.2**
Betsi Cadwaladr University HB																					
Anglesey LA	203	195	96.1	195	96.1	195	96.1	195	96.1	195	96.1	193	95.1	193	95.1	190	93.6	190	93.6	188	92.6
Conwy LA	290	275	94.8	275	94.8	275	94.8	275	94.8	275	94.8	265	91.4	271	93.4	272	93.8	260	89.7	265	91.4
Denbighshire LA	276	270	97.8	270	97.8	270	97.8	270	97.8	270	97.8	258	93.5	269	97.5	266	96.4	260	94.2	262	94.9
Flintshire LA	436	432	99.1	432	99.1	432	99.1	432	99.1	432	99.1	416	95.4	430	98.6	422	96.8	425	97.5	422	96.8
Gwynedd LA	348	342	98.3	342	98.3	342	98.3	342	98.3	342	98.3	332	95.4	338	97.1	338	97.1	331	95.1	335	96.3
Wrexham LA	412	398	96.6	398	96.6	398	96.6	398	96.6	397	96.4	384	93.2	394	95.6	390	94.7	386	93.7	390	94.7
Health Board Total	**1965**	**1912**	**97.3**	**1912**	**97.3**	**1912**	**97.3**	**1912**	**97.3**	**1911**	**97.3**	**1848**	**94.0**	**1895**	**96.4**	**1878**	**95.6**	**1852**	**94.2**	**1862**	**94.8**
Cardiff and Vale University HB																					
Cardiff LA	1139	1109	97.4	1109	97.4	1109	97.4	1108	97.3	1106	97.1	1061	93.2	1084	95.2	1066	93.6	1064	93.4	1060	93.1
Vale of Glamorgan LA	383	378	98.7	378	98.7	378	98.7	378	98.7	378	98.7	362	94.5	374	97.7	370	96.6	366	95.6	363	94.8
Health Board Total	**1522**	**1487**	**97.7**	**1487**	**97.7**	**1487**	**97.7**	**1486**	**97.6**	**1484**	**97.5**	**1423**	**93.5**	**1458**	**95.8**	**1436**	**94.3**	**1430**	**94.0**	**1423**	**93.5**
Cwm Taf HB																					
Merthyr Tydfil LA	154	153	99.4	153	99.4	153	99.4	153	99.4	153	99.4	150	97.4	153	99.4	151	98.1	150	97.4	153	99.4
Rhondda Cynon Taff LA	711	702	98.7	702	98.7	702	98.7	702	98.7	702	98.7	667	93.8	696	97.9	692	97.3	674	94.8	679	95.5
Health Board Total	**865**	**855**	**98.8**	**855**	**98.8**	**855**	**98.8**	**855**	**98.8**	**855**	**98.8**	**817**	**94.5**	**849**	**98.2**	**843**	**97.5**	**824**	**95.3**	**832**	**96.2**
Hywel Dda HB																					
Carmarthenshire LA	485	473	97.5	473	97.5	473	97.5	471	97.1	470	96.9	456	94.0	464	95.7	462	95.3	460	94.8	454	93.6
Ceredigion LA	178	174	97.8	174	97.8	174	97.8	174	97.8	174	97.8	170	95.5	172	96.6	172	96.6	169	94.9	167	93.8
Pembrokeshire LA	341	330	96.8	330	96.8	330	96.8	330	96.8	330	96.8	315	92.4	328	96.2	322	94.4	320	93.8	317	93.0
Health Board Total	**1004**	**977**	**97.3**	**977**	**97.3**	**977**	**97.3**	**975**	**97.1**	**974**	**97.0**	**941**	**93.7**	**964**	**96.0**	**956**	**95.2**	**949**	**94.5**	**938**	**93.4**
Powys Teaching HB	**293**	**289**	**98.6**	**289**	**98.6**	**289**	**98.6**	**289**	**98.6**	**289**	**98.6**	**280**	**95.6**	**286**	**97.6**	**282**	**96.2**	**283**	**96.6**	**284**	**96.9**
Unknown	39	34	87.2	34	87.2	34	87.2	34	87.2	34	87.2	31	79.5	35	89.7	34	87.2	32	82.1	30	76.9
Wales Total	**8815**	**8587**	**97.4**	**8587**	**97.4**	**8587**	**97.4**	**8583**	**97.4**	**8577**	**97.3**	**8221**	**93.3**	**8489**	**96.3**	**8383**	**95.1**	**8286**	**94.0**	**8291**	**94.1**

* Reflects uptake of the completed primary course in this age group
** Full primary 2 dose course of pneumococcal conjugate vaccine
*** Final (booster) dose of pneumococcal conjugate vaccine

Table 4. Vaccine uptake in children reaching their 5th birthday between 01/10/11 and 31/12/11 and resident on 01/02/2012.

Area	Resident children	D3		T3		P3		Po3		Hib3		MenC*		PCVf**		HibMenCb		MMR1		MMR2		D4		T4		aP		Po4	
Abertawe Bro Morgannwg University HB	(n)	(n)	(%)	(n)	(%)	(n)	(%)	(n)	(%)	(n)	(%)	(n)	(%)	(n)	(%)	(n)	(%)	(n)	(%)	(n)	(%)	(n)	(%)	(n)	(%)	(n)	(%)	(n)	(%)
Bridgend LA	381	378	99.2	378	99.2	378	99.2	376	98.7	377	99.0	372	97.6	341	89.5	363	95.3	367	96.3	327	85.8	337	88.5	337	88.5	337	88.5	337	88.5
Neath Port Talbot LA	363	351	96.7	351	96.7	351	96.7	351	96.7	351	96.7	345	95.0	319	87.9	335	92.3	341	93.9	303	83.5	324	89.3	324	89.3	324	89.3	324	89.3
Swansea LA	615	594	96.6	594	96.6	594	96.6	594	96.6	593	96.4	580	94.3	529	86.0	576	93.7	576	93.7	532	86.5	556	90.4	556	90.4	556	90.4	556	90.4
Health Board Total	**1359**	**1323**	**97.4**	**1323**	**97.4**	**1323**	**97.4**	**1321**	**97.2**	**1321**	**97.2**	**1297**	**95.4**	**1189**	**87.5**	**1274**	**93.7**	**1284**	**94.5**	**1162**	**85.5**	**1217**	**89.6**	**1217**	**89.6**	**1217**	**89.6**	**1217**	**89.6**
Aneurin Bevan HB																													
Blaenau Gwent LA	172	169	98.3	169	98.3	169	98.3	169	98.3	168	97.7	167	97.1	155	90.1	163	94.8	167	97.1	153	89.0	157	91.3	157	91.3	157	91.3	157	91.3
Caerphilly LA	550	543	98.7	543	98.7	543	98.7	542	98.5	542	98.5	539	98.0	506	92.0	530	96.4	527	95.8	499	90.7	512	93.1	512	93.1	512	93.1	512	93.1
Monmouthshire LA	223	206	92.4	206	92.4	206	92.4	205	91.9	205	91.9	203	91.0	198	88.8	199	89.2	209	93.7	194	87.0	201	90.1	201	90.1	201	90.1	201	90.1
Newport LA	447	424	94.9	424	94.9	424	94.9	424	94.9	422	94.4	415	92.8	391	87.5	415	92.8	416	93.1	366	81.9	376	84.1	376	84.1	376	84.1	376	84.1
Torfaen LA	289	281	97.2	281	97.2	281	97.2	281	97.2	281	97.2	277	95.8	268	92.7	275	95.2	277	95.8	256	88.6	260	90.0	260	90.0	260	90.0	260	90.0
Health Board Total	**1681**	**1623**	**96.5**	**1623**	**96.5**	**1623**	**96.5**	**1621**	**96.4**	**1618**	**96.3**	**1601**	**95.2**	**1518**	**90.3**	**1582**	**94.1**	**1596**	**94.9**	**1468**	**87.3**	**1506**	**89.6**	**1506**	**89.6**	**1506**	**89.6**	**1506**	**89.6**
Betsi Cadwaladr University HB																													
Anglesey LA	172	166	96.5	166	96.5	166	96.5	166	96.5	166	96.5	161	93.6	157	91.3	164	95.3	162	94.2	153	89.0	160	93.0	160	93.0	160	93.0	160	93.0
Conwy LA	292	283	96.9	283	96.9	283	96.9	282	96.6	282	96.6	274	93.8	258	88.4	273	93.5	278	95.2	256	87.7	260	89.0	260	89.0	260	89.0	260	89.0
Denbighshire LA	240	234	97.5	234	97.5	234	97.5	233	97.1	234	97.5	228	95.0	218	90.8	231	96.3	233	97.1	221	92.1	223	92.9	223	92.9	223	92.9	223	92.9
Flintshire LA	436	424	97.2	424	97.2	424	97.2	424	97.2	424	97.2	415	95.2	389	89.2	408	93.6	418	95.9	394	90.4	400	91.7	400	91.7	400	91.7	400	91.7
Gwynedd LA	332	323	97.3	323	97.3	323	97.3	323	97.3	318	95.8	307	92.5	301	90.7	314	94.6	323	97.3	305	91.9	316	95.2	316	95.2	316	95.2	316	95.2
Wrexham LA	405	389	96.0	389	96.0	389	96.0	389	96.0	389	96.0	382	94.3	366	90.4	369	91.1	381	94.1	367	90.6	371	91.6	371	91.6	371	91.6	370	91.4
Health Board Total	**1877**	**1819**	**96.9**	**1819**	**96.9**	**1819**	**96.9**	**1817**	**96.8**	**1813**	**96.6**	**1767**	**94.1**	**1689**	**90.0**	**1759**	**93.7**	**1795**	**95.6**	**1696**	**90.4**	**1730**	**92.2**	**1730**	**92.2**	**1730**	**92.2**	**1729**	**92.1**
Cardiff and Vale University HB																													
Cardiff LA	1065	1030	96.7	1030	96.7	1028	96.5	1029	96.6	1026	96.3	976	91.6	909	85.4	958	90.0	1014	95.2	897	84.2	932	87.5	932	87.5	930	87.3	933	87.6
Vale of Glamorgan LA	345	339	98.3	339	98.3	339	98.3	339	98.3	339	98.3	335	97.1	316	91.6	319	92.5	334	96.8	307	89.0	316	91.6	316	91.6	315	91.3	316	91.6
Health Board Total	**1410**	**1369**	**97.1**	**1369**	**97.1**	**1367**	**97.0**	**1368**	**97.0**	**1365**	**96.8**	**1311**	**93.0**	**1225**	**86.9**	**1277**	**90.6**	**1348**	**95.6**	**1204**	**85.4**	**1248**	**88.5**	**1248**	**88.5**	**1245**	**88.3**	**1249**	**88.6**
Cwm Taf HB																													
Merthyr Tydfil LA	148	144	97.3	144	97.3	144	97.3	144	97.3	143	96.6	142	95.9	129	87.2	138	93.2	142	95.9	130	87.8	134	90.5	134	90.5	134	90.5	134	90.5
Rhondda Cynon Taff LA	646	638	98.8	638	98.8	638	98.8	638	98.8	638	98.8	622	96.3	587	90.9	605	93.7	623	96.4	582	90.1	598	92.6	598	92.6	598	92.6	598	92.6
Health Board Total	**794**	**782**	**98.5**	**782**	**98.5**	**782**	**98.5**	**782**	**98.5**	**781**	**98.4**	**764**	**96.2**	**716**	**90.2**	**743**	**93.6**	**765**	**96.3**	**712**	**89.7**	**732**	**92.2**	**732**	**92.2**	**732**	**92.2**	**732**	**92.2**
Hywel Dda HB																													
Carmarthenshire LA	495	474	95.8	474	95.8	474	95.8	474	95.8	474	95.8	462	93.3	419	84.6	449	90.7	468	94.5	433	87.5	441	89.1	441	89.1	441	89.1	441	89.1
Ceredigion LA	160	154	96.3	154	96.3	154	96.3	153	95.6	152	95.0	149	93.1	146	91.3	149	93.1	154	96.3	147	91.9	149	93.1	149	93.1	149	93.1	149	93.1
Pembrokeshire LA	328	314	95.7	314	95.7	314	95.7	313	95.4	312	95.1	308	93.9	283	86.3	303	92.4	306	93.3	279	85.1	283	86.3	283	86.3	283	86.3	283	86.3
Health Board Total	**983**	**942**	**95.8**	**942**	**95.8**	**942**	**95.8**	**940**	**95.6**	**938**	**95.4**	**919**	**93.5**	**848**	**86.3**	**901**	**91.7**	**928**	**94.4**	**859**	**87.4**	**873**	**88.8**	**873**	**88.8**	**873**	**88.8**	**873**	**88.8**
Powys Teaching HB	**302**	**290**	**96.0**	**290**	**96.0**	**290**	**96.0**	**290**	**96.0**	**288**	**95.4**	**289**	**95.7**	**271**	**89.7**	**284**	**94.0**	**284**	**94.0**	**262**	**86.8**	**271**	**89.7**	**271**	**89.7**	**271**	**89.7**	**272**	**90.1**
Unknown	41	39	95.1	39	95.1	39	95.1	39	95.1	39	95.1	39	95.1	35	85.4	38	92.7	38	92.7	35	85.4	35	85.4	35	85.4	35	85.4	35	85.4
Wales Total	**8447**	**8187**	**96.9**	**8187**	**96.9**	**8185**	**96.9**	**8178**	**96.8**	**8163**	**96.6**	**7987**	**94.6**	**7491**	**88.7**	**7858**	**93.0**	**8038**	**95.2**	**7398**	**87.6**	**7612**	**90.1**	**7612**	**90.1**	**7609**	**90.1**	**7613**	**90.1**

* Complete three dose course, or two doses with the second delivered after 115 days of age

** Final (booster) dose of pneumococcal conjugate vaccine

Table 5. Uptake of HPV vaccine in girls reaching 13 and 14 years of age between 01/09/11 and 31/08/12 and resident in Wales on 01/02/2012.

Area	13 years (School Year 8)*							14 years (School Year 9)						
	Resident	HPV 1 dose		HPV 2 doses		HPV 3 doses		Resident	HPV 1 dose		HPV 2 doses		HPV 3 doses	
Abertawe Bro Morgannwg University HB	girls (n)	(n)	(%)	(n)	(%)	(n)	(%)	girls (n)	(n)	(%)	(n)	(%)	(n)	(%)
Bridgend LA	771	687	89.1	607	78.7	0	0.0	788	731	92.8	724	91.9	699	88.7
Neath Port Talbot LA	731	640	87.6	421	57.6	0	0.0	780	732	93.8	724	92.8	704	90.3
Swansea LA	1199	1052	87.7	918	76.6	0	0.0	1251	1139	91.0	1123	89.8	1096	87.6
Health Board Total	**2701**	**2379**	**88.1**	**1946**	**72.0**	**0**	**0.0**	**2819**	**2602**	**92.3**	**2571**	**91.2**	**2499**	**88.6**
Aneurin Bevan HB														
Blaenau Gwent LA	384	340	88.5	79	20.6	0	0.0	398	364	91.5	355	89.2	350	87.9
Caerphilly LA	999	896	89.7	661	66.2	0	0.0	1043	938	89.9	919	88.1	886	84.9
Monmouthshire LA	512	396	77.3	338	66.0	2	0.4	496	386	77.8	381	76.8	370	74.6
Newport LA	933	781	83.7	630	67.5	0	0.0	980	839	85.6	829	84.6	813	83.0
Torfaen LA	537	475	88.5	344	64.1	0	0.0	571	514	90.0	514	90.0	499	87.4
Health Board Total	**3365**	**2888**	**85.8**	**2052**	**61.0**	**2**	**0.1**	**3488**	**3041**	**87.2**	**2998**	**86.0**	**2918**	**83.7**
Betsi Cadwaladr University HB														
Anglesey LA	365	319	87.4	276	75.6	0	0.0	385	350	90.9	346	89.9	339	88.1
Conwy LA	589	457	77.6	438	74.4	1	0.2	612	551	90.0	550	89.9	513	83.8
Denbighshire LA	527	408	77.4	405	76.9	1	0.2	528	462	87.5	459	86.9	437	82.8
Flintshire LA	803	724	90.2	685	85.3	0	0.0	839	750	89.4	746	88.9	719	85.7
Gwynedd LA	657	569	86.6	547	83.3	1	0.2	616	535	86.9	532	86.4	526	85.4
Wrexham LA	675	598	88.6	582	86.2	0	0.0	718	633	88.2	628	87.5	619	86.2
Health Board Total	**3616**	**3075**	**85.0**	**2933**	**81.1**	**3**	**0.1**	**3698**	**3281**	**88.7**	**3261**	**88.2**	**3153**	**85.3**
Cardiff and Vale University HB														
Cardiff LA	1821	1506	82.7	609	33.4	1	0.1	1842	1619	87.9	1585	86.0	1467	79.6
Vale of Glamorgan LA	704	627	89.1	304	43.2	2	0.3	744	666	89.5	653	87.8	598	80.4
Health Board Total	**2525**	**2133**	**84.5**	**913**	**36.2**	**3**	**0.1**	**2586**	**2285**	**88.4**	**2238**	**86.5**	**2065**	**79.9**
Cwm Taf HB														
Merthyr Tydfil LA	307	283	92.2	268	87.3	0	0.0	324	297	91.7	295	91.0	291	89.8
Rhondda Cynon Taff LA	1263	1152	91.2	1099	87.0	0	0.0	1310	1213	92.6	1192	91.0	1154	88.1
Health Board Total	**1570**	**1435**	**91.4**	**1367**	**87.1**	**0**	**0.0**	**1634**	**1510**	**92.4**	**1487**	**91.0**	**1445**	**88.4**
Hywel Dda HB														
Carmarthenshire LA	893	337	37.7	110	12.3	0	0.0	950	836	88.0	827	87.1	802	84.4
Ceredigion LA	296	250	84.5	246	83.1	1	0.3	340	288	84.7	286	84.1	277	81.5
Pembrokeshire LA	684	535	78.2	253	37.0	0	0.0	658	570	86.6	559	85.0	545	82.8
Health Board Total	**1873**	**1122**	**59.9**	**609**	**32.5**	**1**	**0.1**	**1948**	**1694**	**87.0**	**1672**	**85.8**	**1624**	**83.4**
Powys Teaching HB	**706**	**564**	**79.9**	**545**	**77.2**	**3**	**0.4**	**687**	**574**	**83.6**	**571**	**83.1**	**554**	**80.6**
Unknown	105	65	61.9	52	49.5	0	0.0	109	72	66.1	69	63.3	68	62.4
Wales Total	**16461**	**13661**	**83.0**	**10417**	**63.3**	**12**	**0.1**	**16969**	**15059**	**88.7**	**14867**	**87.6**	**14326**	**84.4**

* Current campaign, immunisation sessions are still underway.

Table 6. MMR and Td/IPV vaccine uptake in children reaching their 15th birthday between 01/10/11 and 31/12/12 and resident on 01/02/2012 (with breakdown of MMR1 and MMR2 coverage by sex).

Area	Resident children	MMR1		MMR2		Teenage 3 in 1 booster*		Resident girls	MMR1 (girls)		MMR2 (girls)		Resident boys	MMR1 (boys)		MMR2 (boys)	
Abertawe Bro Morgannwg University HB	(n)	(n)	(%)	(n)	(%)	(n)	(%)	(n)	(n)	(%)	(n)	(%)	(n)	(n)	(%)	(n)	(%)
Bridgend LA	460	425	92.4	397	86.3	8	1.7	212	196	92.5	184	86.8	248	229	92.3	213	85.9
Neath Port Talbot LA	426	379	89.0	338	79.3	13	3.1	204	177	86.8	162	79.4	222	202	91.0	176	79.3
Swansea LA	706	626	88.7	539	76.3	28	4.0	327	293	89.6	247	75.5	379	333	87.9	292	77.0
Health Board Total	**1592**	**1430**	**89.8**	**1274**	**80.0**	**49**	**3.1**	**743**	**666**	**89.6**	**593**	**79.8**	**849**	**764**	**90.0**	**681**	**80.2**
Aneurin Bevan HB																	
Blaenau Gwent LA	210	190	90.5	169	80.5	108	51.4	113	99	87.6	89	78.8	97	91	93.8	80	82.5
Caerphilly LA	520	463	89.0	402	77.3	300	57.7	241	217	90.0	186	77.2	279	246	88.2	216	77.4
Monmouthshire LA	311	261	83.9	219	70.4	179	57.6	146	127	87.0	103	70.5	165	134	81.2	116	70.3
Newport LA	515	458	88.9	405	78.6	276	53.6	230	203	88.3	179	77.8	285	255	89.5	226	79.3
Torfaen LA	305	284	93.1	261	85.6	134	43.9	144	130	90.3	121	84.0	161	154	95.7	140	87.0
Health Board Total	**1861**	**1656**	**89.0**	**1456**	**78.2**	**997**	**53.6**	**874**	**776**	**88.8**	**678**	**77.6**	**987**	**880**	**89.2**	**778**	**78.8**
Betsi Cadwaladr University HB																	
Anglesey LA	200	184	92.0	170	85.0	4	2.0	84	76	90.5	71	84.5	116	108	93.1	99	85.3
Conwy LA	319	303	95.0	289	90.6	51	16.0	154	147	95.5	142	92.2	165	156	94.5	147	89.1
Denbighshire LA	321	301	93.8	262	81.6	112	34.9	165	157	95.2	136	82.4	156	144	92.3	126	80.8
Flintshire LA	416	393	94.5	356	85.6	130	31.3	211	196	92.9	180	85.3	204	197	96.6	176	86.3
Gwynedd LA	390	359	92.1	330	84.6	13	3.3	188	174	92.6	161	85.6	202	185	91.6	169	83.7
Wrexham LA	354	332	93.8	304	85.9	58	16.4	173	157	90.8	142	82.1	181	175	96.7	162	89.5
Health Board Total	**2000**	**1872**	**93.6**	**1711**	**85.6**	**368**	**18.4**	**975**	**907**	**93.0**	**832**	**85.3**	**1024**	**965**	**94.2**	**879**	**85.8**
Cardiff and Vale University HB																	
Cardiff LA	925	829	89.6	743	80.3	635	68.6	435	397	91.3	361	83.0	490	432	88.2	382	78.0
Vale of Glamorgan LA	409	379	92.7	355	86.8	327	80.0	228	213	93.4	201	88.2	181	166	91.7	154	85.1
Health Board Total	**1334**	**1208**	**90.6**	**1098**	**82.3**	**962**	**72.1**	**663**	**610**	**92.0**	**562**	**84.8**	**671**	**598**	**89.1**	**536**	**79.9**
Cwm Taf HB																	
Merthyr Tydfil LA	193	171	88.6	151	78.2	1	0.5	102	90	88.2	79	77.5	91	81	89.0	72	79.1
Rhondda Cynon Taff LA	709	667	94.1	603	85.0	10	1.4	343	323	94.2	293	85.4	366	344	94.0	310	84.7
Health Board Total	**902**	**838**	**92.9**	**754**	**83.6**	**11**	**1.2**	**445**	**413**	**92.8**	**372**	**83.6**	**457**	**425**	**93.0**	**382**	**83.6**
Hywel Dda HB																	
Carmarthenshire LA	525	470	89.5	410	78.1	195	37.1	265	239	90.2	205	77.4	260	231	88.8	205	78.8
Ceredigion LA	164	155	94.5	142	86.6	5	3.0	82	80	97.6	72	87.8	82	75	91.5	70	85.4
Pembrokeshire LA	373	328	87.9	287	76.9	68	18.2	186	166	89.2	144	77.4	187	162	86.6	143	76.5
Health Board Total	**1062**	**953**	**89.7**	**839**	**79.0**	**268**	**25.2**	**533**	**485**	**91.0**	**421**	**79.0**	**529**	**468**	**88.5**	**418**	**79.0**
Powys Teaching HB	**360**	**306**	**85.0**	**271**	**75.3**	**9**	**2.5**	**170**	**140**	**82.4**	**126**	**74.1**	**190**	**166**	**87.4**	**145**	**76.3**
Unknown	75	57	76.0	46	61.3	15	20.0	33	25	75.8	22	66.7	42	32	76.2	24	57.1
Wales Total	**9186**	**8320**	**90.6**	**7449**	**81.1**	**2679**	**29.2**	**4436**	**4022**	**90.7**	**3606**	**81.3**	**4749**	**4298**	**90.5**	**3843**	**80.9**

*** Teenage booster dose of diphtheria, tetanus and polio (diphtheria used as proxy)**

Table 7. MMR and Td/IPV vaccine uptake in children reaching their 16th birthday between 01/10/11 and 31/12/11 and resident on 01/02/2012 (with breakdown of MMR1 and MMR2 coverage by sex).

Area	Resident children	MMR1		MMR2		Teenage 3 in 1 booster*		Resident girls	MMR1 (girls)		MMR2 (girls)		Resident boys	MMR1 (boys)		MMR2 (boys)	
Abertawe Bro Morgannwg University HB	(n)	(n)	(%)	(n)	(%)	(n)	(%)	(n)	(n)	(%)	(n)	(%)	(n)	(n)	(%)	(n)	(%)
Bridgend LA	363	331	91.2	295	81.3	300	82.6	181	166	91.7	151	83.4	182	165	90.7	144	79.1
Neath Port Talbot LA	424	385	90.8	354	83.5	344	81.1	191	172	90.1	154	80.6	233	213	91.4	200	85.8
Swansea LA	614	557	90.7	505	82.2	519	84.5	302	275	91.1	250	82.8	312	282	90.4	255	81.7
Health Board Total	**1401**	**1273**	**90.9**	**1154**	**82.4**	**1163**	**83.0**	**674**	**613**	**90.9**	**555**	**82.3**	**727**	**660**	**90.8**	**599**	**82.4**
Aneurin Bevan HB																	
Blaenau Gwent LA	210	191	91.0	177	84.3	164	78.1	105	94	89.5	86	81.9	105	97	92.4	91	86.7
Caerphilly LA	500	458	91.6	416	83.2	409	81.8	255	233	91.4	207	81.2	245	225	91.8	209	85.3
Monmouthshire LA	274	216	78.8	189	69.0	200	73.0	117	94	80.3	80	68.4	157	122	77.7	109	69.4
Newport LA	460	400	87.0	355	77.2	325	70.7	219	192	87.7	166	75.8	241	208	86.3	189	78.4
Torfaen LA	288	260	90.3	240	83.3	217	75.3	126	117	92.9	108	85.7	162	143	88.3	132	81.5
Health Board Total	**1732**	**1525**	**88.0**	**1377**	**79.5**	**1315**	**75.9**	**822**	**730**	**88.8**	**647**	**78.7**	**910**	**795**	**87.4**	**730**	**80.2**
Betsi Cadwaladr University HB																	
Anglesey LA	190	183	96.3	173	91.1	141	74.2	94	90	95.7	85	90.4	96	93	96.9	88	91.7
Conwy LA	259	246	95.0	232	89.6	202	78.0	119	112	94.1	108	90.8	140	134	95.7	124	88.6
Denbighshire LA	240	234	97.5	216	90.0	196	81.7	120	118	98.3	111	92.5	120	116	96.7	105	87.5
Flintshire LA	413	400	96.9	381	92.3	347	84.0	208	206	99.0	197	94.7	205	194	94.6	184	89.8
Gwynedd LA	308	292	94.8	276	89.6	239	77.6	147	142	96.6	134	91.2	161	150	93.2	142	88.2
Wrexham LA	349	338	96.8	320	91.7	287	82.2	183	178	97.3	168	91.8	166	160	96.4	152	91.6
Health Board Total	**1759**	**1693**	**96.2**	**1598**	**90.8**	**1412**	**80.3**	**871**	**846**	**97.1**	**803**	**92.2**	**888**	**847**	**95.4**	**795**	**89.5**
Cardiff and Vale University HB																	
Cardiff LA	1024	941	91.9	859	83.9	740	72.3	482	447	92.7	409	84.9	542	494	91.1	450	83.0
Vale of Glamorgan LA	415	387	93.3	356	85.8	350	84.3	213	200	93.9	185	86.9	202	187	92.6	171	84.7
Health Board Total	**1439**	**1328**	**92.3**	**1215**	**84.4**	**1090**	**75.7**	**695**	**647**	**93.1**	**594**	**85.5**	**744**	**681**	**91.5**	**621**	**83.5**
Cwm Taf HB																	
Merthyr Tydfil LA	170	158	92.9	142	83.5	137	80.6	81	71	87.7	66	81.5	89	87	97.8	76	85.4
Rhondda Cynon Taff LA	643	606	94.2	562	87.4	531	82.6	299	287	96.0	260	87.0	344	319	92.7	302	87.8
Health Board Total	**813**	**764**	**94.0**	**704**	**86.6**	**668**	**82.2**	**380**	**358**	**94.2**	**326**	**85.8**	**433**	**406**	**93.8**	**378**	**87.3**
Hywel Dda HB																	
Carmarthenshire LA	519	476	91.7	417	80.3	390	75.1	256	235	91.8	209	81.6	263	241	91.6	208	79.1
Ceredigion LA	167	154	92.2	138	82.6	145	86.8	79	71	89.9	61	77.2	88	83	94.3	77	87.5
Pembrokeshire LA	352	313	88.9	275	78.1	93	26.4	161	143	88.8	126	78.3	191	170	89.0	149	78.0
Health Board Total	**1038**	**943**	**90.8**	**830**	**80.0**	**628**	**60.5**	**496**	**449**	**90.5**	**396**	**79.8**	**542**	**494**	**91.1**	**434**	**80.1**
Powys Teaching HB	**335**	**288**	**86.0**	**246**	**73.4**	**247**	**73.7**	**157**	**134**	**85.4**	**119**	**75.8**	**178**	**154**	**86.5**	**127**	**71.3**
Unknown	87	62	71.3	53	60.9	46	52.9	37	24	64.9	21	56.8	50	38	76.0	32	64.0
Wales Total	**8604**	**7876**	**91.5**	**7177**	**83.4**	**6569**	**76.3**	**4132**	**3801**	**92.0**	**3461**	**83.8**	**4472**	**4075**	**91.1**	**3716**	**83.1**

*** Teenage booster dose of diphtheria, tetanus and polio (diphtheria used as proxy).**

Table 8. Uptake of HPV vaccine in girls reaching appropriate birthdays between 01/09/11 and 31/08/12 and resident in Wales on 01/02/2012.

Area	15 years							16 years							17 years						
	Resident girls	1 dose		2 doses		3 doses		Resident girls	1 dose		2 doses		3 doses		Resident girls	1 dose		2 doses		3 doses	
ABM UHB		(n)	(%)	(n)	(%)	(n)	(%)		(n)	(%)	(n)	(%)	(n)	(%)		(n)	(%)	(n)	(%)	(n)	(%)
Bridgend LA	827	755	91.3	751	90.8	740	89.5	712	642	90.2	639	89.7	633	88.9	709	619	87.3	612	86.3	601	84.8
Neath Port Talbot LA	813	708	87.1	695	85.5	683	84.0	783	723	92.3	718	91.7	711	90.8	806	709	88.0	695	86.2	681	84.5
Swansea LA	1268	1084	85.5	1076	84.9	1056	83.3	1260	1166	92.5	1164	92.4	1154	91.6	1280	1081	84.5	1059	82.7	1016	79.4
Health Board Total	**2908**	**2547**	**87.6**	**2522**	**86.7**	**2479**	**85.2**	**2755**	**2531**	**91.9**	**2521**	**91.5**	**2498**	**90.7**	**2795**	**2409**	**86.2**	**2366**	**84.7**	**2298**	**82.2**
Aneurin Bevan HB																					
Blaenau Gwent LA	393	372	94.7	366	93.1	358	91.1	411	395	96.1	394	95.9	384	93.4	420	393	93.6	388	92.4	381	90.7
Caerphilly LA	1081	959	88.7	950	87.9	929	85.9	1038	956	92.1	950	91.5	935	90.1	1055	882	83.6	864	81.9	834	79.1
Monmouthshire LA	590	443	75.1	435	73.7	430	72.9	546	417	76.4	415	76.0	334	61.2	505	388	76.8	378	74.9	370	73.3
Newport LA	938	775	82.6	772	82.3	757	80.7	908	772	85.0	765	84.3	727	80.1	990	802	81.0	787	79.5	762	77.0
Torfaen LA	606	547	90.3	546	90.1	540	89.1	550	515	93.6	513	93.3	504	91.6	599	516	86.1	511	85.3	495	82.6
Health Board Total	**3608**	**3096**	**85.8**	**3069**	**85.1**	**3014**	**83.5**	**3453**	**3055**	**88.5**	**3037**	**88.0**	**2884**	**83.5**	**3569**	**2981**	**83.5**	**2928**	**82.0**	**2842**	**79.6**
Betsi Cadwaladr UHB																					
Anglesey LA	399	340	85.2	336	84.2	323	81.0	390	348	89.2	346	88.7	337	86.4	363	288	79.3	281	77.4	272	74.9
Conwy LA	582	505	86.8	504	86.6	497	85.4	595	532	89.4	531	89.2	524	88.1	604	492	81.5	482	79.8	459	76.0
Denbighshire LA	590	492	83.4	490	83.1	469	79.5	507	471	92.9	464	91.5	454	89.5	565	471	83.4	456	80.7	439	77.7
Flintshire LA	886	787	88.8	783	88.4	769	86.8	871	822	94.4	821	94.3	810	93.0	877	785	89.5	779	88.8	764	87.1
Gwynedd LA	681	565	83.0	562	82.5	553	81.2	634	546	86.1	541	85.3	528	83.3	676	564	83.4	559	82.7	547	80.9
Wrexham LA	656	571	87.0	563	85.8	556	84.8	723	684	94.6	677	93.6	670	92.7	660	567	85.9	553	83.8	552	83.6
Health Board Total	**3794**	**3260**	**85.9**	**3238**	**85.3**	**3167**	**83.5**	**3720**	**3403**	**91.5**	**3380**	**90.9**	**3323**	**89.3**	**3745**	**3167**	**84.6**	**3110**	**83.0**	**3033**	**81.0**
Cardiff & Vale UHB																					
Cardiff LA	1770	1519	85.8	1474	83.3	1419	80.2	1861	1632	87.7	1611	86.6	1553	83.4	1859	1600	86.1	1561	84.0	1461	78.6
Vale of Glamorgan LA	817	722	88.4	698	85.4	670	82.0	760	697	91.7	694	91.3	664	87.4	791	669	84.6	645	81.5	592	74.8
Health Board Total	**2587**	**2241**	**86.6**	**2172**	**84.0**	**2089**	**80.7**	**2621**	**2329**	**88.9**	**2305**	**87.9**	**2217**	**84.6**	**2650**	**2269**	**85.6**	**2206**	**83.2**	**2053**	**77.5**
Cwm Taf HB																					
Merthyr Tydfil LA	379	340	89.7	336	88.7	316	83.4	365	343	94.0	342	93.7	336	92.1	347	313	90.2	310	89.3	292	84.1
Rhondda Cynon Taff LA	1327	1213	91.4	1202	90.6	1191	89.8	1291	1205	93.3	1199	92.9	1185	91.8	1284	1144	89.1	1135	88.4	1104	86.0
Health Board Total	**1706**	**1553**	**91.0**	**1538**	**90.2**	**1507**	**88.3**	**1656**	**1548**	**93.5**	**1541**	**93.1**	**1521**	**91.8**	**1631**	**1457**	**89.3**	**1445**	**88.6**	**1396**	**85.6**
Hywel Dda HB																					
Carmarthenshire LA	1007	832	82.6	817	81.1	805	79.9	1001	902	90.1	899	89.8	878	87.7	999	764	76.5	751	75.2	737	73.8
Ceredigion LA	340	272	80.0	270	79.4	264	77.6	304	255	83.9	254	83.6	250	82.2	345	267	77.4	266	77.1	261	75.7
Pembrokeshire LA	676	573	84.8	563	83.3	546	80.8	675	587	87.0	582	86.2	575	85.2	706	527	74.6	512	72.5	475	67.3
Health Board Total	**2023**	**1677**	**82.9**	**1650**	**81.6**	**1615**	**79.8**	**1980**	**1744**	**88.1**	**1735**	**87.6**	**1703**	**86.0**	**2050**	**1558**	**76.0**	**1529**	**74.6**	**1473**	**71.9**
Powys Teaching HB	**734**	**593**	**80.8**	**593**	**80.8**	**584**	**79.6**	**688**	**601**	**87.4**	**599**	**87.1**	**592**	**86.0**	**736**	**594**	**80.7**	**586**	**79.6**	**575**	**78.1**
Unknown	133	76	57.1	75	56.4	71	53.4	133	88	66.2	88	66.2	84	63.2	153	78	51.0	78	51.0	72	47.1
Wales Total	**17493**	**15043**	**86.0**	**14857**	**84.9**	**14526**	**83.0**	**17006**	**15299**	**90.0**	**15206**	**89.4**	**14822**	**87.2**	**17329**	**14513**	**83.7**	**14248**	**82.2**	**13742**	**79.3**

Table 9. Uptake of BCG immunisation in children reaching their 1st, 2nd, 5th and 16th birthdays between 01/10/11 and 31/12/11 and resident on 01/02/2012.

Area	1 yr			2 yrs			5 yrs			16 yrs		
	Resident children	BCG Immunised (n)	BCG Immunised (%)	Resident children	BCG Immunised (n)	BCG Immunised (%)	Resident children	BCG Immunised (n)	BCG Immunised (%)	Resident children	BCG Immunised (n)	BCG Immunised (%)
Abertawe Bro Morgannwg University												
Bridgend LA	415	11	2.7	415	9	2.2	381	15	3.9	363	4	1.1
Neath Port Talbot LA	399	9	2.3	375	10	2.7	363	6	1.7	424	9	2.1
Swansea LA	736	72	9.8	620	58	9.4	615	47	7.6	614	15	2.4
Health Board Total	**1550**	**92**	**5.9**	**1410**	**77**	**5.5**	**1359**	**68**	**5.0**	**1401**	**28**	**2.0**
Aneurin Bevan												
Blaenau Gwent LA	197	5	2.5	214	4	1.9	172	6	3.5	210	0	0.0
Caerphilly LA	597	10	1.7	495	6	1.2	550	10	1.8	500	2	0.4
Monmouthshire LA	222	10	4.5	208	8	3.8	223	5	2.2	274	4	1.5
Newport LA	527	82	15.6	534	84	15.7	447	48	10.7	460	12	2.6
Torfaen LA	271	5	1.8	266	4	1.5	289	3	1.0	288	3	1.0
Health Board Total	**1814**	**112**	**6.2**	**1717**	**106**	**6.2**	**1681**	**72**	**4.3**	**1732**	**21**	**1.2**
Betsi Cadwalladr University												
Anglesey LA	212	3	1.4	203	0	0.0	172	6	3.5	190	3	1.6
Conwy LA	256	8	3.1	290	16	5.5	292	18	6.2	259	11	4.2
Denbighshire LA	283	8	2.8	276	12	4.3	240	8	3.3	240	5	2.1
Flintshire LA	445	23	5.2	436	13	3.0	436	9	2.1	413	8	1.9
Gwynedd LA	295	11	3.7	348	7	2.0	332	14	4.2	308	8	2.6
Wrexham LA	457	24	5.3	412	26	6.3	405	34	8.4	349	8	2.3
Health Board Total	**1948**	**77**	**4.0**	**1965**	**74**	**3.8**	**1877**	**89**	**4.7**	**1759**	**43**	**2.4**
Cardiff and Vale University												
Cardiff LA	1234	199	16.1	1139	174	15.3	1065	221	20.8	1024	103	10.1
Vale of Glamorgan LA	316	16	5.1	383	9	2.3	345	14	4.1	415	8	1.9
Health Board Total	**1550**	**215**	**13.9**	**1522**	**183**	**12.0**	**1410**	**235**	**16.7**	**1439**	**111**	**7.7**
Cwm Taf												
Merthyr Tydfil LA	189	10	5.3	154	12	7.8	148	1	0.7	170	3	1.8
Rhondda Cynon Taff LA	779	26	3.3	711	15	2.1	646	20	3.1	643	6	0.9
Health Board Total	**968**	**36**	**3.7**	**865**	**27**	**3.1**	**794**	**21**	**2.6**	**813**	**9**	**1.1**
Hywel Dda												
Carmarthenshire LA	538	23	4.3	485	10	2.1	495	17	3.4	519	8	1.5
Ceredigion LA	183	7	3.8	178	12	6.7	160	7	4.4	167	8	4.8
Pembrokeshire LA	346	4	1.2	341	3	0.9	328	7	2.1	352	6	1.7
Health Board Total	**1067**	**34**	**3.2**	**1004**	**25**	**2.5**	**983**	**31**	**3.2**	**1038**	**22**	**2.1**
Powys Teaching Health Board	**334**	**9**	**2.7**	**293**	**4**	**1.4**	**302**	**5**	**1.7**	**335**	**2**	**0.6**
Unknown	33	0	0.0	39	2	5.1	41	1	2.4	87	2	2.3
Wales Total	**9264**	**575**	**6.2**	**8815**	**498**	**5.6**	**8447**	**522**	**6.2**	**8604**	**238**	**2.8**

Data reflects immunisations given and recorded on the NCCHD (following notifications to local Child Health Administration Offices), may be subject to under-reporting. BCG is not a routinely scheduled immunuisation.

Table 10. Uptake of hepatitis B immunisation in children receiving their first dose within seven days of birth, reaching their 1st, 2nd, 5th and 16th birthdays during 01/10/11 and 31/12/11 and resident on 01/02/2012, and percentage who are recorded as completing doses 1 to 3.

Area	1yr					2yrs					5yrs					16yrs				
	Resident children	HepB dose 1	HepB dose 2	HepB dose 3	Completed 3 doses	Resident children	HepB dose 1	HepB dose 2	HepB dose 3	Completed 3 doses	Resident children	HepB dose 1	HepB dose 2	HepB dose 3	Completed 3 doses	Resident children	HepB dose 1	HepB dose 2	HepB dose 3	Completed 3 doses
	(n)	(n)	(n)	(n)	(%)	(n)	(n)	(n)	(n)	(%)	(n)	(n)	(n)	(n)	(%)	(n)	(n)	(n)	(n)	(%)
Abertawe Bro Morgannwg University																				
Bridgend LA	415	2	2	2	100.0	415	3	2	2	66.7	381	3	2	1	33.3	363	0	0	0	-
Neath Port Talbot LA	399	2	2	2	100.0	375	1	1	1	100.0	363	0	0	0	-	424	0	0	0	-
Swansea LA	736	6	4	2	33.3	620	7	7	7	100.0	615	3	3	3	100.0	614	4	3	3	75.0
Health Board Total	**1550**	**10**	**8**	**6**	60.0	**1410**	**11**	**10**	**10**	90.9	**1359**	**6**	**5**	**4**	66.7	**1401**	**4**	**3**	**3**	75.0
Aneurin Bevan																				
Blaenau Gwent LA	197	1	1	1	100.0	214	0	0	0	-	172	0	0	0	-	210	0	0	0	-
Caerphilly LA	597	2	2	1	50.0	495	1	1	1	100.0	550	1	0	0	0.0	500	0	0	0	-
Monmouthshire LA	222	1	1	0	0.0	208	1	1	1	100.0	223	3	2	2	66.7	274	0	0	0	-
Newport LA	527	9	9	8	88.9	534	9	7	5	55.6	447	6	5	4	66.7	460	1	1	1	100.0
Torfaen LA	271	0	0	0	-	266	1	0	0	0.0	289	0	0	0	-	288	1	1	1	100.0
Health Board Total	**1814**	**13**	**13**	**10**	76.9	**1717**	**12**	**9**	**7**	58.3	**1681**	**10**	**7**	**6**	60.0	**1732**	**2**	**2**	**2**	100.0
Betsi Cadwalladr University																				
Anglesey LA	212	0	0	0	-	203	0	0	0	-	172	0	0	0	-	190	1	1	1	100.0
Conwy LA	256	1	1	0	0.0	290	1	0	0	0.0	292	0	0	0	-	259	0	0	0	-
Denbighshire LA	283	0	0	0	-	276	1	1	0	0.0	240	1	1	1	100.0	240	0	0	0	-
Flintshire LA	445	1	1	1	100.0	436	0	0	0	-	436	0	0	0	-	413	0	0	0	-
Gwynedd LA	295	3	3	2	66.7	348	0	0	0	-	332	6	6	4	66.7	308	0	0	0	-
Wrexham LA	457	5	4	3	60.0	412	3	3	3	100.0	405	4	4	4	100.0	349	0	0	0	-
Health Board Total	**1948**	**10**	**9**	**6**	60.0	**1965**	**5**	**4**	**3**	60.0	**1877**	**11**	**11**	**9**	81.8	**1759**	**1**	**1**	**1**	100.0
Cardiff and Vale University																				
Cardiff LA	1234	12	9	8	66.7	1139	17	17	15	88.2	1065	19	19	15	78.9	1024	9	9	9	100.0
Vale of Glamorgan LA	316	0	0	0	-	383	2	2	2	100.0	345	1	1	1	100.0	415	1	1	1	100.0
Health Board Total	**1550**	**12**	**9**	**8**	66.7	**1522**	**19**	**19**	**17**	89.5	**1410**	**20**	**20**	**16**	80.0	**1439**	**10**	**10**	**10**	100.0
Cwm Taf																				
Merthyr Tydfil LA	189	0	0	0	-	154	1	1	1	100.0	148	2	1	1	50.0	170	0	0	0	-
Rhondda Cynon Taff LA	779	1	0	0	0.0	711	0	0	0	-	646	1	1	1	100.0	643	0	0	0	-
Health Board Total	**968**	**1**	**0**	**0**	0.0	**865**	**1**	**1**	**1**	100.0	**794**	**3**	**2**	**2**	66.7	**813**	**0**	**0**	**0**	-
Hywel Dda																				
Carmarthenshire LA	538	2	1	0	0.0	485	6	6	5	83.3	495	1	1	1	100.0	519	1	1	1	100.0
Ceredigion LA	183	0	0	0	-	178	2	2	2	100.0	160	3	3	2	66.7	167	0	0	0	-
Pembrokeshire LA	346	2	2	2	100.0	341	0	0	0	-	328	0	0	0	-	352	0	0	0	-
Health Board Total	**1067**	**4**	**3**	**2**	50.0	**1004**	**8**	**8**	**7**	87.5	**983**	**4**	**4**	**3**	75.0	**1038**	**1**	**1**	**1**	100.0
Powys Teaching Health Board	**334**	**0**	**0**	**0**	-	**293**	**1**	**1**	**0**	0.0	**302**	**1**	**1**	**1**	100.0	**335**	**0**	**0**	**0**	-
Unknown	33	0	0	0	-	39	0	0	0	-	41	1	0	0	0.0	87	1	1	1	100.0
Wales Total	**9264**	**50**	**42**	**32**	**64.0**	**8815**	**57**	**52**	**45**	**78.9**	**8447**	**56**	**50**	**41**	**73.2**	**8604**	**19**	**18**	**18**	**94.7**

Data reflects immunisations given and recorded on the NCCHD (following notifications to local Child Health Administration Offices), may be subject to under-reporting. Hepatitis B is not a routinely scheduled immunisation. Only children who receive the first dose of hepatitis B vaccine within seven days of birth (suggesting high risk status) are included in this table